



Ministry of National Economy
of the Republic of Kazakhstan
Committee on Statistics

www.stat.gov.kz

Culture in the Republic of Kazakhstan

2014-2018



Nur-Sultan 2019

**Ministry of National economy of the Republic of Kazakhstan
Committee on Statistics**

In accordance with the Civil Code of the Republic of Kazakhstan (special part), this material is not subject to reproduction (copying), when using statistical information in its publications (editions), the reference to the Committee on Statistics of the Ministry of National Economy of the Republic of Kazakhstan is obligatory.

Culture in the Republic of Kazakhstan

2014-2018

Statistical compilation

Nur-Sultan 2019

Culture in the Republic of Kazakhstan / Statistical compilation / in English / 92 p.

Ministry of National economy of the Republic of Kazakhstan
Committee on Statistics
Editor in Chief Aydapkelov N.S.

The compilation is available on the Internet resource of the Committee on Statistics of the Ministry of National economy of the Republic of Kazakhstan www.stat.gov.kz.

Address: Nur-Sultan, 8 Mangilik el street
House of Ministries, Entrance 4
Republic of Kazakhstan, 010000
Ministry of National economy of the Republic of Kazakhstan
Committee on Statistics
Informational service: +7 7172 749010, 749011
Fax: +7 7172 749546
E-mail: kazstat.rk@gmail.com
Internet-resource: <http://stat.gov.kz>

Conventional symbols:

- - it is absent

0,0 - a small quantity

x - data are confidential

... - data are absent

The small discrepancies between total and the sum of summand in some cases can be explained by rounding of data.

Foreword

The statistical compilation “Culture in the Republic of Kazakhstan” publishes materials describing the state of culture in 2014-2018. The statistical compendium contains materials that, taking into account the recommendations of the UNESCO Institute for Statistics, represent culture as a complex of related industries, activities and practices, grouped as follows: cultural and natural heritage; performances and festivals; books and the press; audiovisual and interactive tools; intangible cultural heritage; physical culture, sports and leisure. Information is presented on the main economic indicators of culture: gross value added, investment in fixed assets, employment, average monthly wage, and some others. The data are given in the regional context and in the whole republic.

Content

Foreword.....	3
1. Main economic indicators of culture.....	5
2. Cultural heritage.....	11
3. Performances and festivals	21
4. Books and Press.....	32
5. Audiovisual and interactive tools	50
6. Intangible cultural heritage.....	62
7. Sport and leisure	67
Methodological notes.....	91

1. Main economic indicators of culture

1.1 Dynamics of the main indicators of culture statistics

	2009	2010	2011	2012	2013	2014	2015	2016	2017	2018
Number of museums, units	204	205	216	221	224	231	234	238	240	245
Number of exhibits of the main fund of museums, thousand units	2 629,1	2 569,4	2 623,8	2 546,4	2 414,8	2 412,9	2 397,2	2 382,1	2 419,7	2 464,4
Number of museum visits, thousand people	4 137,7	4 262,7	4 209,9	4 544,3	4 805,2	5 588,6	5 719,9	5 894,7	6 450,2	6 716,0
Number of specially protected natural areas, units	114 ⁽¹⁾	113 ⁽¹⁾	112 ⁽¹⁾	113 ⁽¹⁾	114 ⁽¹⁾	114 ⁽¹⁾	115 ⁽¹⁾	115 ⁽¹⁾	115 ⁽¹⁾	115
Number of visits of specially protected areas, thousand people	521,4 ⁽²⁾	538,0 ⁽²⁾	769,9 ⁽²⁾	811,2 ⁽²⁾	840,8 ⁽²⁾	1 046,4 ⁽²⁾	1 070,4 ⁽²⁾	1 191,8 ⁽²⁾	1 261,9 ⁽²⁾	1 236,8
Number of zoos, units	4	5	6	6	5	5	5	8 ⁽³⁾	20 ⁽³⁾	20 ⁽³⁾
Number of visits to zoos, thousand people	659,8	745,8	972,4	992,7	920,5	818,8	1 226,5	1 270,9	1 706,1	1 704,6
Number of specimens of animals, birds, fish, units	7 250	10 242	9 401	10 625	9 576	10 850	12 298	12 147	13 580	17 472
Number of amusement parks and recreation, units	80	84	92	103	112	119	124	132	143	150
Number of visitors to leisure facilities, thousand people	13 001,7	16 377,4	16 909,3	15 387,5	21 119,1	19 989,7	16 184,1	17 430,1	20 399,9	20 909,1
Number of theaters, units	57	59	64	60	62	61	64	64	68	68
Number of performances, units	12 534	11 755	11 937	12 205	12 054	12 127	12 864	13 743	16 037	16 616
Number of spectators on performances, thousand people	2 054,2	2 010,6	2 083,4	2 405,0	2 179,4	2 167,6	2 249,1	2 341,4	2 771,0	2 833,6
Number of circuses, units	5	5	7	5	5	5	4	4	3	3
Number of representations, units	225	364	312	439	521	393	310	354	272	218
Number of viewers, thousand people	179,1	128,2	143,5	215,7	284,3	222,9	306,5	274,6	272,5	221,5
Number of concert organizations, units	69	67	74	67	45	44	44	39	36	35
Number of concerts held, units	6 391	6 401	6 686	6 800	5 485	5 652	5 933	6 268	6 586	7 046
Number of cultural and leisure organizations, units	3 119	3 120	3 169	3 162	3 164	3 180	3 180	3 164	3 185	3 136
Number of mass libraries, units	4 116	4 137	4 171	4 192	4 185	4 186	4 168	4 118	4 100	4 054
Library fund, thousand units	117 620,8	117 748,8	118 238,0	117 056,7	117 108,2	117 817,7	118 102,0	118 961,8	114 072,0	499,4

	2009	2010	2011	2012	2013	2014	2015	2016	2017	2018
Number of library users, thousand people	4 400,7	4 448,2	4 493,1	4 633,3	4 849,6	4 938,5	5 036,3	5 000,8	5 149,3	5 263,8
Number of library visits, thousand people	41 018,4	41 965,8	44 466,8	45 932,6	45 178,2	47 545,3	48 185,4	49 573,9	51 511,8	53 360,6
Number of cinemas, units	83	87	94	97	97	96	93	94	96	96
Stationary film projectors, units	320	342	331	373	356	355	339	359	400	405
Sobile film projectors, units	21	22	26	24	27	28	29	25	x	22
Number of movie shows, units	243 354	345 431	360 441	420 135	441 745	537 819	519 960	579 882	695 582	746 228
Number of movie show visits, thousand people	7 565,7	10 079,4	10 933,4	13 410,1	13 201,5	12 795,5	11 300,5	14 474,9	17 606,7	17 840,7
Number of movies created, units	-	-	291	228	277	347	264	256	348	271

¹The data of the Committee for Forestry and Hunting of the Ministry of Agriculture of the Republic of Kazakhstan and the Ministry of Education and Science of the Republic of Kazakhstan.

² Specially protected natural territories with the status of a legal entity.

³ Taking into account contact zoos.

1.2 Main indicators of cultural development

	2014	2015	2016	2017	2018
Actual number of employees in the field of recreation and entertainment, culture and sports, people	67 203	55 576	57 458	59 254	61 021
Average monthly nominal wage of employees in the field of recreation and entertainment, culture and sports, thousand tenge	94 312	98 808	114 369	122 794	130 683
Commissioning of cultural and entertainment buildings:					
Buildings for public entertainment:					
theaters, places	500	600	-	-	-
concerts and concert halls, places	4 290	-	-	1 690	-
Palace of Peace and Accord, sq. m	-	4 056	-	-	-
Houses of culture, sq. m	28 882	1 640	7 298	10 978	2 686

	Continued				
	2014	2015	2016	2017	2018
Circuses, places	500	-	-	-	-
Museums and libraries:					
museums, sq. m	31 940	78 450	2 938	629	7 807
libraries, thousand books of book fund	108	1 115,8	2 500	515	-
archives, thousand books of book fund	1 000	500	-	700	180
exhibition halls and pavilions,					
sq. m of sales area	3 562	-	-	357 011	27 881
Investments in fixed assets,					
million tenge	38 206,1	6 857,6	4 251,7	5 373,2	17 132,2
Expenditures of the consolidated budget for					
the financing of culture, million tenge	297 795,3	293 774,5	326 653,3	398 540,4	449 291,5
as a percentage of total expenditures of the					
consolidated budget	3,8	3,6	3,5	3,2	4,0
Volume of services provided, thousand tenge:					
services for the production of cinema,					
video and television programs,	31 852 490	34 462 659	33 009 523	50 269 294	53 917 592
phonograms and music recordings	29 262 964	29 827 733	31 783 687	48 557 020	56 062 970
art and entertainment services					
library services, archives, museums and					
other cultural institutions	29 546 196	28 840 477	38 953 837	39 081 713	44 454 054
gambling and betting services	24 551 785	23 810 091	21 948 803	15 555 165	17 959 713
sports and recreation services	118 720 979	139 998 457	160 921 060	180 856 651	176 390 604
Number of sports facilities, units	34 926	35 783	11 126 ⁽¹⁾	11 322 ⁽¹⁾	38 699 ⁽¹⁾
Number of people involved in physical culture					
and sports, people	4 316,2	4 581,7	4 863,7	5 204,4	5 476,0
Number of mass libraries, units	4 186	4 168	4 118	4 100	4 054
Number of library users, thousand people	4 938,5	5 036,3	5 000,8	5 149,3	5 263,8
per 1000 people of population	286	287	281	285	288
Number of cultural and leisure organizations,					
units	3 180	3 180	3 164	3 185	3 136
Number of cinemas, units	96	93	94	96	96
Number of movie show visits, thousand					
people	12 795,5	11 300,5	14 474,9	17 606,7	17 840,7
per 1000 people of population	740	644	813	976	976

	2014	2015	2016	2017	2018
Number of museums, units	231	234	238	240	245
Number of museum visits, thousand people	5 588,6	5 719,9	5 894,7	6 450,2	6 716,0
per 1000 people of population	323	326	331	358	367
Number of theaters, units	61	64	64	68	68
Number of spectators on performances, thousand people	2 167,6	2 249,1	2 341,4	2 771,0	2 833,6
per 1000 people of population	125	128	132	154	155
Number of circuses, units	5	4	4	3	3
Number of viewers, thousand people	222,9	306,5	274,6	272,5	221,5
per 1000 people of population	13	17	15	15	12
Number of zoos, units	5	5	8 ²⁾	20 ²⁾	20 ²⁾
Number of visits to zoos, thousand people	818,8	1 226,5	1 270,9	1 706,1	1 704,6
per 1000 people of population	47	70	71	95	93
Number of concert organizations, units	44	44	39	36	35
Number of viewers at the concerts held, thousand people					
per 1000 people of population	4 124,6	4 348,0	4 871,2	5 046,9	5 350,5
	239	248	274	280	293

²⁾ Without taking into account individual structures, in connection with changes in the departmental statistical observation in the form 2-FC «Report on the main indicators in the field of physical culture and sports.»

²⁾ Taking into account contact zoos.

1.3 Actual number and average monthly nominal wage of employees in certain types of economic activity*

	Actual number of employees, people					Average monthly nominal wage of employees, thousand tenge					
	2014	2015	2016	2017	2018	2014	2015	2016	2017	2018	
Book publishing	183	x	x	x	92	331 998	481 778	768 597	485 049	880 261	
Newspaper publishing	3 271	2 343	1 968	1 826	1 623	134 375	132 165	147 774	146 233	139 648	
Publishing of journals and periodicals	297	22	16	5	-	178 599	73 204	81 272	307 200	-	
Other types of publishing	127	8	8	8	-	84 902	56 992	63 303	63 198	-	
Other software publishing	120	x	x	x	-	157 740	147 248	155 271	145 654	-	
Providing services to hotels without restaurants	1 082	1 113	1 201	1 626	2 801	117 189	116 726	138 046	143 153	149 722	
Activities of travel agencies	1 082	543	707	1 234	941	115 223	121 895	149 891	172 527	132 126	

Continued

	Actual number of employees, people					Average monthly nominal wage of employees, thousand tenge						
	2014	2015	2016	2017	2018	2014	2015	2016	2017	2018		
Activities of tourist operators	309	295	174	164	157	105 220	160 025	151 814	250 033	180 403		
Other booking services and related services	x	-	273	x	125	154 790	-	183 053	331 357	231 946		
Activities in the field of architecture	7 884	7 125	5 653	5 791	x	261 557	249 918	318 144	331 357	-		
Advertising activity	3 081	1 547	965	395	297	129 485	130 397	166 265	150 807	176 971		
Film, video and television production activities	633	505	512	622	320	166 595	160 160	157 365	195 786	240 710		
Motion picture and video distribution activities	x	x	x	8	-	49 265	51 622	70 460	246 190	-		
Movie show activities	1 094	584	466	591	397	99 877	101 100	119 562	124 795	128 328		
Programming and broadcasting activities	5 817	5 123	4 766	4 666	4 744	179 251	190 990	199 941	218 380	236 268		
Theatrical activities	6 789	5 880	5 866	5 913	2 242	100 000	102 517	116 534	116 011	146 935		
Concert activity	5 367	5 075	5 565	5 535	3 024	74 610	75 163	98 030	102 145	96 304		
Circus activities	713	708	682	689	474	62 926	61 793	78 983	90 606	79 495		
Activities in the field of art	42	97	57	31	24	76 027	70 391	30 808	66 552	64 996		
Activity concert and theater halls	399	538	413	509	375	81 264	72 918	92 219	96 669	107 438		
Library activities	12 987	13 018	13 177	13 016	7 968	55 176	56 709	76 540	77 834	80 730		
Archives activities	3 260	3 326	3 367	3 384	1 800	60 971	60 993	77 604	81 618	79 509		
Activity of book chambers	x	x	x	79	-	69 883	78 190	96 758	90 171	-		
Museum activities	3 562	2 926	2 872	2 890	1 481	70 952	74 324	88 334	89 052	86 120		
Activities for the protection of historical places and buildings, cultural monuments	112	136	169	169	67	53 459	56 289	70 455	67 651	79 559		
Botanical Gardens and Zoos Activities	532	380	394	709	696	54 042	55 127	75 495	67 896	88 348		
Nature conservation activities, wildlife conservation	4 921	4 349	4 443	4 316	2 105	57 490	61 551	79 852	84 324	77 192		
Activity sports facilities	2 952	1 912	2 079	2 369	1 899	89 475	73 882	88 406	85 119	104 798		
Sports clubs activities	1 819	985	1 018	1 527	1 088	342 654	768 589	607 705	692 849	1 192 495		
Activity fitness clubs	748	647	551	236	440	134 325	135 684	148 773	120 274	178 066		
Other sports activities	6 729	5 665	5 469	6 182	3 974	277 273	254 667	314 421	298 786	415 155		
Activity parks and recreation parks and theme parks	1 809	1 645	1 486	1 443	612	73 829	91 051	80 606	104 915	112 978		
Activities of dance halls, discos	214	6	11	6	5	60 955	27 575	42 814	39 971	32 333		
Activity puppet theaters	263	x	x	-	-	66 607	65 181	83 830	-	-		
Other recreation and entertainment activities	13 931	8 128	9 621	10 251	4 169	48 166	45 878	60 991	63 113	82 636		

* Excluding employees of small enterprises engaged in business activities.

1.4 Household spending on leisure and cultural services

	2014	2015	2016	2017	2018
Cash costs for leisure and cultural services on average per capita per year, tenge	4 833	4 249	4 498	5 648	6 103
Percentage in total expenses for services, percentage	1,2	1,0	1,0	1,1	1,1

1.5 Tariff indices for certain types of services

	average monthly nominal wage of employees				
	2014	2015	2016	2017	2018
Leisure, entertainment and culture services	107,3	106,5	109,8	106,7	105,4
amusement parks	109,3	108,7	110,8	109,5	106,2
services of sports complexes	107,8	107,7	108,8	103,8	100,3
extracurricular activities	106,0	107,9	110,6	109,3	106,9
music lessons	104,8	104,8	103,9	114,3	114,7
cinema services	108,0	105,4	109,8	103,2	100,8
theater services	111,2	107,5	115,1	104,6	104,3
concert hall services	103,5	108,7	-	-	-
services of musicians, clowns, artists in the organization of private entertainment programs	112,7	104,5	106,9	104,7	106,0
Organization of complex rest	108,1	110,2	113,8	104,0	107,9

2. Cultural heritage

2.1 Main indicators of activity of zoos

	2014	2015 ¹⁾	2016 ²⁾	2017 ²⁾	2018 ²⁾
Number of zoos, units	5	5	8	20	20
Total area, hectares	98,8	99,6	98,7	99,1	99,1
from it - the area of premises for animals, birds, fish, sq. m	57 827,3	50 661,7	42 543,9	54 586,8	55 011,8
Number of rooms for animals, birds, fish, units	346	287	311	364	364
of them:					
in unheated rooms	184	180	180	164	148
in emergency condition	129	120	120	121	3
requiring major repairs	13	11	13	26	22
Number of visits, people	818 814	1 226 486	1 270 893	1 706 126	1 704 659
Number of visits per 1000 people of population, units	47	70	71	95	93
Number of excursions, units	2 555	2 517	2 428	3 011	3 095
Number of exhibitions organized, units	63	63	13	11	15
Number of specimens of animals, birds, fish, units	10 850	12 298	12 147	13 580	17 472
including:					
mammals	1 343	1 415	1 702	2 066	2 107
birds	2 753	1 704	1 708	1 788	1 671
reptiles	313	301	423	403	391
amphibians	62	46	49	87	92
fishes	5 310	7 741	7 183	x	12 324
invertebrates	-	-	-	810	880
other	1 069	1 091	1 082	x	7

¹⁾ Here and in tables 2.7 - 2.11, taking into account the aquarium.

²⁾ Here and in tables 2.7 - 2.11 taking into account contact zoos.

2.2 Area of zoos and premises for animals, birds, fish

	2014		2015		2016		2017		2018	
	total area, hectares	from it - the area of premises for animals, birds, fish, sq. m	total area, hectares	from it - the area of premises for animals, birds, fish, sq. m	total area, hectares	from it - the area of premises for animals, birds, fish, sq. m	total area, hectares	from it - the area of premises for animals, birds, fish, sq. m	total area, hectares	from it - the area of premises for animals, birds, fish, sq. m
Republic of Kazakhstan	98,8	57 827,3	99,6	50 661,7	98,7	42 543,9	99,1	54 586,8	99,1	55 011,8
Akmola	-	-	-	-	-	-	-	-	0,1	100,0
Aktobe	-	-	-	-	-	-	-	x	0,1	515,0
Karagandy	43,5	8 000,0	43,5	8 000,0	x	x	x	8 199,0	43,5	8 205,0
Kostanai	-	-	-	-	-	-	-	x	-	180,0
Ontustik Kazakhstan	30,0	8 439,1	30,0	8 439,1	30,0	8 439,1	x	x	-	-
Pavlodar	-	-	-	-	-	-	x	230,0	-	200,0
Soltustik Kazakhstan	0,1	204,0	-	-	-	-	-	200,0	-	200,0

Continuation

	2014		2015		2016		2017		2018	
	total area, hectares	from it - the area of premises for animals, birds, fish, sq. m	total area, hectares	from it - the area of premises for animals, birds, fish, sq. m	total area, hectares	from it - the area of premises for animals, birds, fish, sq. m	total area, hectares	from it - the area of premises for animals, birds, fish, sq. m	total area, hectares	from it - the area of premises for animals, birds, fish, sq. m
Shygys Kazakhstan	3,7	3 979,0	3,7	4 059,0	3,8	4 140,2	x	4 340,2	3,7	4 340,2
Nur-Sultan city	-	-	0,9	8 999,0	0,2	650,0	x	812,0	0,1	772,0
Almaty city	21,5	37 205,2	21,5	21 164,6	21,1	21 164,6	22,7	21 600,6	22,7	21 499,6
Shymkent city	-	-	-	-	-	-	-	-	28,9	19 000,0

2.3 Number of visits to zoos

people

	2014	2015	2016	2017	2018
Republic of Kazakhstan	818 814	1 226 486	1 270 893	1 706 126	1 704 659
Akmola	-	-	-	x	1 230
Aktobe	-	-	-	x	145 150
Karagandy	113 070	85 900	x	42 811	46 290
Kostanai	-	-	-	x	2 850
Pavlodar	-	-	-	-	4 000
Ontustik Kazakhstan	192 245	284 999	281 136	x	-
Soltustik Kazakhstan	4 028	-	x	8 924	17 282
Shygys Kazakhstan	88 890	88 903	91 495	115 990	109 838
Nur-Sultan city	-	294 608	366 412	411 658	348 426
Almaty city	420 581	472 076	495 136	677 620	707 877
Shymkent city	-	-	-	-	321 716

2.4 Number of excursions and organized exhibitions in zoos

units

	2014		2015		2016		2017		2018	
	Number of excursions	Number of exhibitions organized	Number of excursions	Number of exhibitions organized	Number of excursions	Number of exhibitions organized	Number of excursions	Number of exhibitions organized	Number of excursions	Number of exhibitions organized
Republic of Kazakhstan	2 555	63	2 517	63	2 428	13	3 011	11	3 095	15
Akmola	-	-	-	-	-	-	-	-	50	-
Aktobe	-	-	-	-	-	-	x	-	242	-
Almaty	-	57	-	60	-	-	-	-	-	-
Karagandy	212	2	229	3	x	x	115	x	127	6
Kostanai	-	-	-	-	-	-	-	-	2	2
Ontustik Kazakhstan	290	4	305	-	x	x	x	x	-	-
Pavlodar	-	-	-	-	-	-	300	-	360	3
Soltustik Kazakhstan	22	-	-	-	-	-	-	-	-	-
Shygys Kazakhstan	1 970	-	1 971	-	1 975	-	1 983	-	1 962	-
Almaty city	61	-	12	-	5	-	65	-	36	-

	2014		2015		2016		2017		2018	
	Number of excursions	Number of exhibitions organized	Number of excursions	Number of exhibitions organized	Number of excursions	Number of exhibitions organized	Number of excursions	Number of exhibitions organized	Number of excursions	Number of exhibitions organized
Shymkent city	-	-	-	-	-	-	-	-	316	4

2.5 Number of species of animals, birds, fish in zoos, aquarium for 2018

	Number of species of animals, birds, fishes	Including							units
		mammals	birds	reptiles	amphibians	fishes	invertebrates	other	
Akmola	30	2	-	20	4	-	4	-	
Aktobe	31	18	8	2	3	-	-	-	
Karagandy	276	80	84	30	9	60	13	-	
Kostanai	34	12	5	8	4	3	2	-	
Pavlodar	25	17	3	5	-	-	-	-	
Soltustik Kazakhstan	23	18	2	3	-	-	-	-	
Shygys Kazakhstan	87	51	28	6	1	-	1	-	
Nur-Sultan city	260	20	1	10	1	226	-	2	
Almaty city	428	102	123	60	3	129	11	-	
Shymkent city	251	64	84	28	-	70	5	-	

2.6 Number of specimens of animals, birds, fish in zoos, aquarium for 2018

	Total of animals, birds, fishes	Including							units
		mammals	birds	reptiles	amphibians	fishes	invertebrates	other	
Republic of Kazakhstan	17 472	2 107	1 671	391	92	12 324	880	7	
Akmola	85	3	-	26	6	-	50	-	
Aktobe	116	89	19	5	3	-	-	-	
Karagandy	1 717	360	237	94	26	341	659	-	
Kostanai	82	28	5	22	8	3	16	-	
Pavlodar	65	52	4	9	-	-	-	-	
Soltustik Kazakhstan	140	129	6	5	-	-	-	-	
Shygys Kazakhstan	391	198	177	10	4	-	2	-	
Nur-Sultan city	3 738	140	3	39	10	3 539	-	7	
Almaty city	8 702	298	853	134	35	7 249	133	-	
Shymkent city	2 436	810	367	47	-	1 192	20	-	

2.7 Main indicators of activity of museums

	units				
	2014	2015	2016	2017	2018
Number of museums	231	234	238	240	245

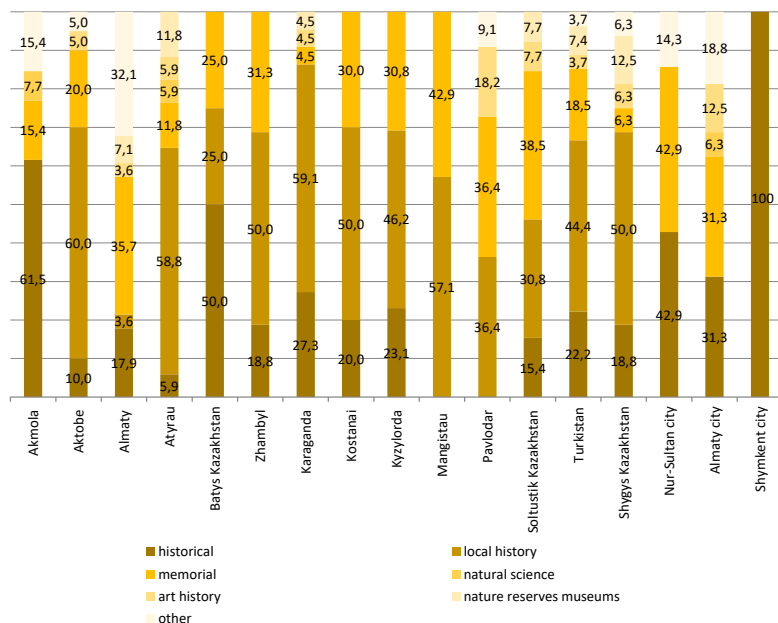
	Continuation				
	2014	2015	2016	2017	2018
including:					
historical	48	50	50	54	x
local history	89	89	90	88	89
memorial	50	52	53	57	x
natural science	7	4	4	3	x
art history	12	11	12	11	11
reserves museums	9	10	10	9	10
other	16	18	19	18	19
Number of exhibits of the main fund	2 412 890	2 397 246	2 382 101	2 419 677	2 464 368
Number of visits, thousand people	5 588,6	5 719,9	5 894,7	6 450,2	6 716,0
per 1000 people of population	323	326	331	358	367
Number of excursions, units	136 290	148 052	145 474	153 665	168 004
Number of lectures, units	12 386	12 611	13 484	13 440	13 486
Number of exhibitions, units	7 376	7 946	9 146	9 206	9 737
including:					
in museums	4 656	5 179	5 749	5 557	6 272
outside museums	2 720	2 767	3 397	3 649	3 465
Number of monuments of history and culture of museums reserves	1 317	1 411	1 453	1 453	1 346

2.8 Number of museums

	units									
	2014		2015		2016		2017		2018	
	total	of them - in rural area	total	of them - in rural area	total	of them - in rural area	total	of them - in rural area	total	of them - in rural area
Republic of Kazakhstan	231	111	234	112	238	116	240	120	245	124
Akmola	13	4	13	4	13	4	13	4	x	x
Aktobe	19	10	19	10	19	10	20	11	20	11
Almaty	24	17	24	17	25	18	26	19	28	20
Atyrau	17	13	17	13	17	13	17	13	17	13
Batys Kazakhstan	6	3	7	3	6	3	7	4	8	5
Zhambyl	13	9	13	9	13	9	15	10	x	x
Karagandy	21	11	21	11	22	12	22	12	x	x
Kostanai	10	5	10	5	10	5	10	5	10	5
Kyzylorda	9	5	10	5	12	6	13	7	13	7
Mangistau	6	3	7	4	7	4	7	4	7	4
Ontustik Kazakhstan	28	12	29	12	29	12	28	13	-	-
Turkistan	-	-	-	-	-	-	-	-	27	13
Pavlodar	13	6	13	6	14	7	11	6	11	6
Soltustik Kazakhstan	12	7	12	7	12	7	12	7	13	8
Shygys Kazakhstan	16	6	16	6	16	6	16	5	16	5
Nur-Sultan city	8	-	7	-	7	-	7	-	7	-
Almaty city	16	-	16	-	16	-	16	-	16	-
Shymkent city	-	-	-	-	-	-	-	-	1	-

Distribution of museums by profiles in 2018

as a percentage of the total number of museums



2.9 Presence of museum exhibits

units

	2014	2015	2016	2017	2018
Number of exhibits of the main fund	2 412 890	2 397 246	2 382 101	2 419 677	2 464 368
of them - on electronic media	438 771	571 738	623 001	733 937	837 382
Number of exhibits of the auxiliary fund	1 160 250	1 289 979	1 321 466	1 357 502	1 383 399
Number of exhibits on display during the year	412 073	400 695	407 011	412 111	426 632
Number of exhibits received for the year	222 610	101 015	61 826	79 731	62 730
Number of exhibits requiring restoration	70 277	55 081	52 237	54 411	55 222

2.10 Number of exhibits of the main fund of museums

	units				
	2014	2015	2016	2017	2018
Republic of Kazakhstan	2 412 890	2 397 246	2 382 101	2 419 677	2 464 368
Akmola	123 306	126 533	129 175	131 513	133 726
Aktobe	87 060	90 630	90 776	88 197	89 989
Almaty	37 868	38 374	38 634	39 151	40 491
Atyrau	80 681	80 121	80 570	86 880	87 294
Batys Kazakhstan	74 883	78 719	82 945	88 306	96 301
Zhambyl	89 255	86 283	97 278	99 146	105 712
Karagandy	277 549	281 903	285 586	289 084	292 550
Kostanai	184 268	187 975	192 452	196 595	199 276
Kyzylorda	69 846	75 190	75 689	78 364	82 617
Mangistau	43 058	43 861	44 352	47 393	47 572
Ontustik Kazakhstan	141 515	146 988	151 039	152 046	-
Pavlodar	168 736	169 588	170 288	170 597	170 906
Soltustik Kazakhstan	152 661	155 394	156 293	156 699	157 270
Turkistan	-	-	-	-	142 555
Shygys Kazakhstan	323 089	328 229	333 181	340 785	347 801
Nur-Sultan city	208 342	156 023	154 531	156 900	154 604
Almaty city	350 773	351 435	299 312	298 021	299 760
Shymkent city	-	-	-	-	15 944

2.11 Number of museum visits

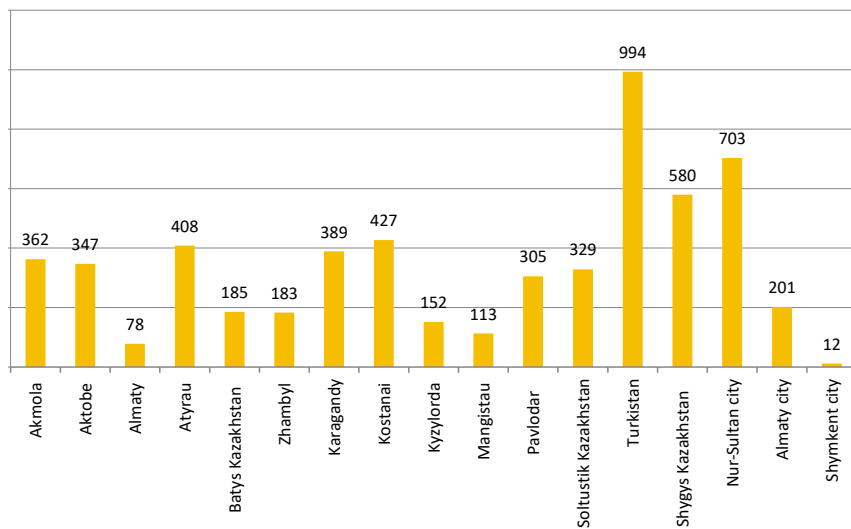
	thousand									
	2014		2015		2016		2017		2018	
	total	children	total	of them - children	total	of them - children	total	of them - children	total	of them - children
Republic of Kazakhstan	5 588,6	2 357,9	5 719,9	2 478,9	5 894,7	2 610,3	6 450,2	2 841,0	6 716,0	2 975,0
Akmola	208,4	125,4	209,0	78,7	275,2	109,8	264,7	112,4	267,7	96,2
Aktobe	280,7	134,1	245,5	101,3	270,9	112,7	294,0	119,3	300,0	135,9
Almaty	69,3	37,1	77,6	43,5	100,8	63,3	124,5	71,4	158,1	87,2
Atyrau	80,7	41,9	90,8	47,9	88,5	40,5	106,6	38,1	256,2	84,0
Batys Kazakhstan	86,0	56,4	101,5	47,3	106,1	51,0	117,8	56,1	120,3	54,2
Zhambyl	191,3	36,5	290,2	34,3	251,3	46,2	258,3	54,3	205,7	67,2
Karagandy	511,4	319,4	539,1	306,7	543,6	323,5	558,6	331,8	536,7	313,5
Kostanai	353,6	211,9	376,7	232,5	370,1	229,1	370,1	222,3	373,2	227,9
Kyzylorda	106,9	61,1	112,5	65,3	118,9	67,7	125,7	73,7	119,6	77,8
Mangistau	57,4	30,6	63,6	30,9	73,6	26,6	73,7	35,4	75,4	35,2
Ontustik Kazakhstan	1 348,5	493,0	1 433,8	551,9	1 556,0	519,8	1 706,9	587,9	-	-
Pavlodar	223,9	86,1	214,6	124,2	216,8	135,5	230,3	149,7	230,2	151,3
Soltustik Kazakhstan	155,5	106,3	159,8	105,0	138,1	94,3	167,4	114,3	183,0	115,0
Turkistan	-	-	-	-	-	-	-	-	1 967,7	634,2
Shygys Kazakhstan	691,6	378,9	754,8	461,4	838,7	538,0	875,7	551,1	801,0	527,7
Nur-Sultan city	915,1	119,6	727,5	151,7	626,4	170,2	831,0	200,3	741,3	266,7
Almaty city	308,3	119,6	322,8	96,4	319,8	82,2	344,8	122,9	368,0	94,5
Shymkent city	-	-	-	-	-	-	-	-	11,9	6,4

2.12 Number of museum visits in rural area

thousand

	2014		2015		2016		2017		2018	
	total	of them - children	total	of them - children	total	of them - children	total	of them - children	total	of them - children
Republic of Kazakhstan	810,8	416,0	822,1	388,8	1 004,4	470,6	1 110,8	476,6	1 268,3	471,2
Akmola	116,5	77,1	111,9	32,6	170,6	58,7	157,3	60,2	157,8	42,3
Aktobe	64,6	35,9	57,7	29,0	64,0	32,0	69,7	35,6	71,2	37,8
Almaty	38,0	19,4	37,5	17,1	53,1	26,7	70,9	31,0	92,6	40,4
Atyrau	38,7	17,4	37,4	18,2	32,3	13,3	46,9	13,6	52,4	11,1
Batys Kazakhstan	23,4	13,1	28,3	13,3	41,9	21,9	47,5	25,1	47,5	22,6
Zhambyl	19,5	13,2	22,2	13,4	28,1	18,1	30,5	18,7	31,4	17,2
Karagandy	55,3	36,4	69,3	40,0	70,7	44,3	71,1	45,4	43,9	25,6
Kostanai	94,7	54,4	95,4	56,3	93,0	53,3	95,9	52,7	96,2	53,8
Kyzylorda	34,8	25,8	40,4	29,0	39,0	27,5	46,8	31,0	53,2	33,4
Mangistau	15,9	10,6	18,0	11,9	19,1	11,8	27,0	15,2	25,1	13,0
Ontustik Kazakhstan	251,0	87,2	232,2	88,6	320,4	122,2	368,8	101,5	-	-
Pavlodar	37,1	15,5	43,5	21,3	42,3	22,8	35,7	20,9	39,4	22,8
Soltustik Kazakhstan	9,1	4,8	10,0	4,8	12,0	5,8	12,9	5,9	15,7	6,6
Turkistan	-	-	-	-	-	-	-	-	505,1	121,9
Shygyz Kazakhstan	12,2	5,2	18,3	13,3	18,0	12,3	29,9	19,7	36,7	22,6

Number of museum visits in 2018 (per 1000 people of population)



2.13 Number of excursions and lectures in museums

units

	2014		2015		2016		2017		2018	
	number of excursions	number of lectures	number of excursions	number of lectures	number of excursions	number of lectures	number of excursions	number of lectures	number of excursions	number of lectures
Republic of Kazakhstan	136 290	12 386	148 052	12 611	145 474	13 484	153 665	13 440	168 004	13 486
Akmola	5 678	380	5 049	399	5 142	472	5 827	567	6 909	589
Aktobe	5 749	1 134	6 303	1 054	6 407	1 171	6 568	1 242	6 850	1 264
Almaty	4 289	319	3 678	331	3 800	565	4 616	547	5 429	753
Atyrau	2 479	257	3 062	286	4 119	284	3 511	271	6 817	315
Batys Kazakhstan	5 563	178	6 830	202	7 476	210	7 824	263	7 848	287
Zhambyl	2 546	779	2 862	865	3 319	1 095	3 569	1 128	3 080	941
Karagandy	12 737	1 395	13 809	1 531	13 919	1 560	14 355	1 592	14 372	1 637
Kostanai	9 547	710	10 115	670	10 124	675	10 229	692	10 639	715
Kyzylorda	9 013	690	8 227	795	9 470	829	9 966	789	10 375	809
Mangistau	1 802	156	2 161	156	2 633	178	2 800	180	3 021	111
Ontustik Kazakhstan	27 895	1 907	31 034	1 898	26 718	2 079	22 342	1 966	-	-
Pavlodar	3 855	1 554	3 752	1 514	4 822	1 558	4 209	1 574	4 055	1 487
Soltustik Kazakhstan	2 551	283	2 522	302	2 132	430	2 395	442	2 797	354
Turkistan	-	-	-	-	-	-	-	-	28 099	1 941
Shygyz Kazakhstan	21 530	1 745	24 329	1 960	19 262	1 904	19 649	1 804	20 018	1 827
Nur-Sultan city	14 525	445	17 615	284	19 901	99	26 765	167	29 892	96
Almaty city	6 531	454	6 704	364	6 230	375	9 040	316	7 325	307
Shymkent city	-	-	-	-	-	-	-	-	478	53

2.14 Exhibition activities of museums in 2018

units

	Number of exhibitions	Including				
		number of exhibitions held in a museum	of them		number of exhibitions held outside the museum	of them - abroad
			from own funds	with the involvement of other funds		
Republic of Kazakhstan	9 737	6 272	5 616	656	3 465	38
Akmola	894	537	506	x	357	x
Aktobe	795	635	608	x	160	3
Almaty	618	386	339	47	232	1
Atyrau	376	208	199	9	168	-
Batys Kazakhstan	339	255	233	22	84	-
Zhambyl	722	451	374	77	271	-
Karagandy	816	573	522	51	243	-
Kostanai	953	533	474	59	420	-
Kyzylorda	634	271	254	17	363	-
Mangistau	115	38	32	6	77	x
Pavlodar	982	733	672	61	249	3
Soltustik Kazakhstan	235	191	175	16	44	1
Turkistan	1 040	678	655	23	362	5

	Number of exhibitions	Including				
		number of exhibitions held in a museum	of them		number of exhibitions held outside the museum	of them - abroad
			from own funds	with the involvement of other funds		
Shygys Kazakhstan	673	352	302	50	321	1
Nur-Sultan city	239	175	136	39	64	15
Almaty city	254	225	104	121	29	5
Shymkent city	52	31	31	-	21	-

2.15 Availability of information and communication technology museums

units

	2014	2015	2016	2017	2018
Number of museums with access to the Internet	183	189	191	203	213
of them – via wireless technology (Wi-Fi)	30	46	58	73	78
Number of computers	2 136	2 330	2 355	2 512	2 518
Availability of an Internet resource	119	126	137	149	155
Number of exhibits entered into digital format	132 184	177 606	263 722	297 584	356 795

2.16 Availability of information and communication technologies of museums in 2018

units

	Number of museums with access to the Internet	Of them	Number of computers	Availability of an Internet resource	Number of exhibits entered into digital format
		via wireless technology (Wi-Fi)			
Republic of Kazakhstan	213	78	2 518	155	356 795
Akmola	13	5	131	12	-
Aktobe	19	7	129	16	-
Almaty	26	3	135	4	-
Atyrau	8	6	77	7	-
Batys Kazakhstan	7	1	88	6	2 411
Zhambyl	15	4	77	9	19 614
Karagandy	18	9	183	18	9 842
Kostanai	10	3	133	10	59 255
Kyzylorda	13	5	83	x	3 230
Mangistau	x	2	66	x	-
Pavlodar	x	4	104	x	15 543
Soltustik Kazakhstan	9	3	50	8	-
Turkistan	23	6	203	21	16 758
Shygys Kazakhstan	16	3	313	16	73 188
Nur-Sultan city	7	5	x	7	86 229
Almaty city	14	12	261	6	70 072
Shymkent city	x	-	x	x	653

2.17 Technical condition of buildings (premises) of museums in 2018

units

	Number of buildings (rooms) of museums		Of the total number of buildings (premises)					
			in unheated buildings (rooms)		require major repairs		in emergency condition	
	total	of them - in rural area	total	of them - in rural area	total	of them - in rural area	total	of them - in rural area
Republic of Kazakhstan	400	140	25	8	37	17	3	-
Akmola	19	5	-	-	3	-	2	-
Aktobe	19	11	-	-	2	1	-	-
Almaty	28	20	-	-	6	3	-	-
Atyrau	16	12	-	-	2	1	-	-
Batys Kazakhstan	26	15	-	-	2	2	1	-
Zhambyl	15	11	-	-	-	-	-	-
Karagandy	25	14	1	1	2	1	-	-
Kostanai	13	5	-	-	2	1	-	-
Kyzylorda	16	7	-	-	4	2	-	-
Mangistau	9	4	-	-	1	-	-	-
Pavlodar	18	5	-	-	5	-	-	-
Soltustik Kazakhstan	18	13	6	6	1	1	-	-
Turkistan	46	13	17	1	6	5	-	-
Shygys Kazakhstan	106	5	-	-	-	-	-	-
Nur-Sultan city	8	-	-	-	-	-	-	-
Almaty city	17	-	-	-	1	-	-	-
Shymkent city	1	-	1	-	-	-	-	-

3. Performances and festivals

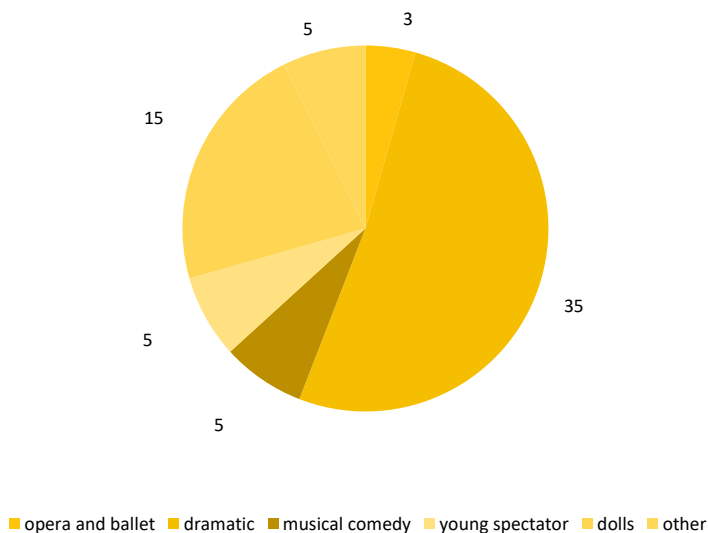
3.1 Main performance indicators of theaters

	2014	2015	2016	2017	2018
Number of theaters, units	61	64	64	68	68
including:					
opera and ballet	3	3	3	3	3
dramatic	33	33	34	36	35
musical comedy	4	4	4	4	5
young spectator	5	5	5	5	5
dolls	14	17	15	16	15
other	2	2	3	4	5
Number of buildings (premises) of theaters, units	51	53	53	60	61
Число places in auditoriums, units	20 801	21 069	21 743	22 526	22 940
Number of performances, units	12 127	12 864	13 743	16 037	16 616
Guest performances and performances outside					
their city, units	2 585	2 650	2 507	2 859	2 425
of them – abroad	80	48	29	60	57
Number of viewers, thousand people	2 167,6	2 249,1	2 341,4	2 771,1	2 833,6
of them – per 1000 people of population	125	128	132	154	155
Number of new productions for the reporting year, units	348	337	406	363	350
On average, 1 theater accounts:					
performances	199	201	215	236	244
visits	35 534	35 142	36 584	43 298	41 671
places	341	329	340	331	337

3.2 Number of theaters

	units				
	2014	2015	2016	2017	2018
Republic of Kazakhstan	61	64	64	68	68
Akmola	2	2	2	2	2
Aktobe	2	2	2	2	3
Almaty	3	3	3	2	2
Atyrau	x	1	x	1	1
Batys Kazakhstan	4	4	2	4	3
Zhambyl	2	2	2	3	2
Karagandy	5	5	5	5	5
Kostanai	5	5	5	4	4
Kyzylorda	x	1	1	1	1
Mangistau	2	2	2	2	2
Ontustik Kazakhstan	8	8	8	8	-
Pavlodar	2	2	3	3	3
Soltustik Kazakhstan	3	3	3	3	3
Turkistan	-	-	-	-	4
Shygys Kazakhstan	2	3	3	3	2
Nur-Sultan city	6	6	6	6	6
Almaty city	13	15	16	19	18
Shymkent city	-	-	-	-	7

Number of theaters by genre in 2018



3.3 Number of places in auditoriums in theatres

	units				
	2014	2015	2016	2017	2018
Republic of Kazakhstan	20 801	21 069	21 743	22 526	22 940
Akmola	450	450	450	450	450
Aktobe	582	582	582	582	582
Almaty	290	290	290	290	290
Atyrau	590	590	x	590	590
Batys Kazakhstan	615	615	615	615	615
Zhambyl	922	922	922	461	461
Karagandy	2 841	2 871	2 108	2 138	2 188
Kostanai	1 034	1 034	1 043	1 043	1 043
Kyzylorda	634	634	634	634	634
Mangistau	400	400	1 080	1 080	4 080
Ontustik Kazakhstan	2 936	2 892	2 892	2 892	-
Pavlodar	992	992	996	996	996
Soltustik Kazakhstan	1 003	919	919	921	921
Turkistan	-	-	-	-	1 160
Shygys Kazakhstan	765	1 013	1 190	1 140	1 140
Nur-Sultan city	2 051	2 248	2 785	3 618	3 222
Almaty city	4 696	4 617	4 647	5 076	5 836
Shymkent city	-	-	-	-	1 732

3.4 Number of held performances

units

	2014		2015		2016		2017		2018	
	total	of them - for children	total	of them - for children	total	of them - for children	total	of them - for children	total	of them - for children
Republic of Kazakhstan	12 127	7 296	12 864	7 882	13 743	8 213	16 037	8 761	16 616	9 580
Akmola	543	290	534	335	594	290	758	427	762	414
Aktobe	837	688	938	651	984	663	988	679	988	736
Almaty	159	91	85	59	241	131	114	26	94	25
Atyrau	51	30	52	16	x	x	54	11	65	17
Batys Kazakhstan	459	257	486	228	515	269	653	368	607	270
Zhambyl	440	314	401	306	419	315	476	289	407	195
Karagandy	1 414	726	1 663	942	1 676	1 019	2 137	1 170	1 929	1 274
Kostanai	1 234	766	1 221	805	1 082	820	1 440	815	1 295	898
Kyzylorda	192	86	211	119	223	124	276	200	276	200
Mangistau	460	323	431	329	443	319	553	384	511	392
Ontustik Kazakhstan	2 261	1 803	2 288	1 796	2 311	1 670	2 501	1 554	-	-
Pavlodar	275	102	312	142	402	218	435	251	453	243
Soltustik Kazakhstan	656	535	600	471	567	466	688	557	731	573
Turkistan	-	-	-	-	-	-	-	-	1 042	845
Shygys Kazakhstan	631	325	694	358	684	327	863	443	851	402
Nur-Sultan city	815	334	1 102	539	1 382	650	1 236	527	1 374	601
Almaty city	1 700	626	1 846	786	2 168	918	2 865	1 060	3 241	1 312
Shymkent city	-	-	-	-	-	-	-	-	1 990	1 183

3.5 Number of held performances in rural area

units

	2014		2015		2016		2017		2018	
	total	of them - for children	total	of them - for children	total	of them - for children	total	of them - for children	total	of them - for children
Republic of Kazakhstan	1 844	1 385	1 712	1 317	1 646	1 378	1 172	914	982	750
Akmola	55	48	78	7	x	x	71	65	49	46
Aktobe	240	240	240	240	240	240	196	x	196	185
Almaty	70	63	-	-	30	x	27	-	18	4
Batys Kazakhstan	36	8	50	25	92	91	26	26	9	9
Zhambyl	123	115	125	125	55	46	24	24	14	14
Karagandy	56	45	63	53	346	281	46	44	47	43
Kostanai	372	227	310	279	98	61	119	90	90	75
Kyzylorda	98	52	98	56	61	41	-	-	-	-
Mangistau	33	33	34	34	657	560	60	46	39	33
Ontustik Kazakhstan	635	468	691	492	3	-	422	324	-	-
Pavlodar	7	3	5	-	34	12	8	x	36	13
Soltustik Kazakhstan	100	79	x	x	1 646	1 378	106	79	60	41
Turkistan	-	-	-	-	-	-	-	-	166	156
Shygys Kazakhstan	19	4	-	-	x	x	15	13	32	15

Continuation

	2014		2015		2016		2017		2018	
	total	of them - for children	total	of them - for children	total	of them - for children	total	of them - for children	total	of them - for children
Nur-Sultan city	-	-	-	-	240	240	1	1	-	-
Almaty city	-	-	-	-	-	-	51	x	12	2
Shymkent city	-	-	-	-	-	-	-	-	214	114

3.6 Number of spectators on performances in theatres

thousand people

	2014		2015		2016		2017		2018	
	total	of them - children	total	of them - children	total	of them - children	total	of them - children	total	of them - children
Republic of Kazakhstan	2 167,6	1 114,1	2 249,1	1 098,8	2 341,4	1 088,1	2 771,1	1 261,2	2 833,6	1 314,9
Akmola	68,1	30,9	59,1	27,5	74,1	46,2	74,0	38,9	73,7	45,8
Aktobe	119,2	107,4	147,6	111,5	148,8	112,5	150,4	109,7	149,2	112,9
Almaty	17,8	8,6	11,4	6,4	25,2	11,9	25,9	4,5	27,8	5,7
Atyrau	11,1	5,3	8,7	2,7	x	x	12,8	1,5	16,4	2,0
Batys Kazakhstan	81,3	39,2	75,5	31,7	84,7	45,0	99,1	51,3	96,4	43,2
Zhambyl	69,1	41,9	70,6	46,5	71,3	43,8	87,0	68,3	72,7	32,6
Karagandy	256,9	146,2	274,3	141,9	260,0	145,0	320,1	168,7	301,2	186,3
Kostanai	177,0	94,6	180,7	85,6	195,7	67,6	239,3	80,7	224,5	86,3
Kyzylorda	70,4	12,9	77,3	17,9	81,8	18,6	73,4	30,8	77,3	30,9
Mangistau	54,6	41,1	57,5	43,7	61,3	37,1	84,4	53,9	76,2	60,5
Ontustik Kazakhstan	258,9	195,2	276,5	193,4	290,1	191,7	387,5	198,2	-	-
Pavlodar	59,3	22,3	65,6	26,3	78,4	36,1	85,9	43,3	82,5	31,3
Soltustik Kazakhstan	71,5	54,6	70,0	51,3	58,0	43,2	75,6	56,0	75,9	52,4
Turkistan	-	-	-	-	-	-	-	-	135,6	87,8
Shygys Kazakhstan	133,8	86,4	140,9	70,7	144,6	64,6	165,8	78,4	174,9	82,3
Nur-Sultan city	256,1	104,5	266,6	90,1	305,5	81,0	315,2	108,2	344,5	113,8
Almaty city	462,5	123,0	466,9	151,6	453,8	142,2	574,7	168,5	607,5	170,4
Shymkent city	-	-	-	-	-	-	-	-	297,3	170,7

3.7 Number of spectators on performances in theatres in rural area

thousand people

	2014		2015		2016		2017		2018	
	total	of them - children	total	of them - children	total	of them - children	total	of them - children	total	of them - children
Republic of Kazakhstan	197,3	145,9	180,5	129,5	178,1	138,1	172,0	107,3	144,3	81,0
Akmola	13,7	9,0	12,1	3,0	x	x	6,4	5,6	4,7	4,6
Aktobe	18,4	18,4	18,5	18,5	18,5	18,5	16,2	x	17,9	15,0
Almaty	6,1	5,6	-	-	2,4	x	10,3	-	5,6	1,4
Batys Kazakhstan	5,0	1,7	6,6	4,4	8,9	8,8	3,4	3,4	1,8	1,8
Zhambyl	10,6	10,1	4,0	3,6	8,3	7,2	4,2	4,0	1,3	1,3
Karagandy	10,1	8,6	11,0	10,0	38,2	28,7	8,0	7,0	5,8	2,3

Continuation

	2014		2015		2016		2017		2018	
	total	of them - children	total	of them - children	total	of them - children	total	of them - children	total	of them - children
Kostanai	40,8	24,7	46,5	27,3	15,0	9,2	17,2	11,4	11,6	8,7
Kyzylorda	8,2	5,9	11,3	6,6	6,5	5,4	-	-	-	-
Mangistau	4,7	4,7	4,8	4,8	70,2	53,7	12,0	6,1	5,1	3,6
Ontustik Kazakhstan	55,1	43,3	60,0	49,8	0,6	-	61,0	38,1	-	-
Pavlodar	1,4	0,3	1	-	178,1	138,1	0,9	0,3	6,1	1,4
Soltustik Kazakhstan	18,1	12,6	-	-	-	-	17,1	12,0	9,6	4,7
Turkistan	-	-	-	-	-	-	-	-	14,6	13,1
Shygys Kazakhstan	5,1	1,0	x	x	5,6	1,2	3,0	2,2	5,1	2,0
Nur-Sultan city	-	-	-	-	-	-	0,3	0,3	-	-
Almaty city	-	-	-	-	-	-	12,0	x	3,6	1,5
Shymkent city	-	-	-	-	-	-	-	-	51,4	19,6

3.8 Number of new productions in theaters by region

units

	2014	2015	2016	2017	2018
Republic of Kazakhstan	348	337	406	363	350
Akmola	15	18	22	18	24
Aktobe	21	18	17	18	11
Almaty	14	11	24	6	5
Atyrau	5	5	x	6	4
Batys Kazakhstan	15	15	19	21	14
Zhambyl	19	15	15	19	18
Karagandy	31	32	31	30	31
Kostanai	26	23	25	25	30
Kyzylorda	7	9	6	5	5
Mangistau	11	9	10	10	10
Ontustik Kazakhstan	42	49	46	44	-
Pavlodar	13	14	19	13	14
Soltustik Kazakhstan	15	15	20	17	19
Turkistan	-	-	-	-	13
Shygys Kazakhstan	23	28	29	28	30
Nur-Sultan city	44	27	30	37	24
Almaty city	47	49	88	66	69
Shymkent city	-	-	-	-	29

3.9 Availability of information and communication technology of theaters

units

	2014	2015	2016	2017	2018
Number of theaters with access to the Internet	55	55	55	62	60
of them – via wireless technology (Wi-Fi)	17	20	26	36	39
Number of computers	855	984	1 022	1 089	1 131
Availability of Internet resources	50	52	52	56	59

3.10 Availability of information and communication technology of theaters in 2018

	Number of theaters with access to the Internet	Of them	Number of computers	Availability of Internet resources
		via wireless technology (Wi-Fi)		
Republic of Kazakhstan	60	39	1 131	59
Akmola	2	2	43	2
Aktobe	2	-	42	2
Almaty	1	-	15	1
Atyrau	1	1	20	1
Batys Kazakhstan	2	-	17	2
Zhambyl	2	2	34	2
Karagandy	5	2	98	5
Kostanai	4	2	100	3
Kyzylorda	1	-	12	1
Mangistau	2	2	32	2
Pavlodar	2	1	33	2
Soltustik Kazakhstan	3	3	51	3
Turkistan	3	1	51	3
Shygys Kazakhstan	2	2	53	2
Nur-Sultan city	6	3	262	6
Almaty city	17	14	200	17
Shymkent city	5	4	68	5

3.11 Main indicators of concert organizations

	2014	2015	2016	2017	2018
Number of concert organizations, units	44	44	39	36	35
Number of buildings (premises) of, units	24	25	24	23	23
Capacity of concert halls, places	16 509	17 736	17 306	15 236	17 143
Number of concerts held, units	5 652	5 933	6 268	6 586	7 046
including:					
concerts held on own territory	5 044	4 986	5 123	6 034	4 943
concerts held outside of own territory in Kazakhstan	608	947	1 145	552	2 103
Tours abroad, units	83	65	53	67	89
Number of viewers at concerts held, thousand people	4 124,6	4 348,0	4 871,2	5 046,9	5 350,5
including:					
at concerts held on own territory	3 830,2	3 106,9	3 202,7	4 596,5	3 004,1
at concerts held outside of own territory in Kazakhstan	294,4	1 241,1	1 668,4	450,3	2 346,4
Number of viewers at concerts held per 1000 people of population	239	248	274	280	293

3.12 Number of concert organizations

	2014	2015	2016	2017	2018
Republic of Kazakhstan	44	44	39	36	35
Akmola	1	x	1	1	1
Aktobe	1	1	1	1	1

Continuation

	2014	2015	2016	2017	2018
Almaty	3	2	2	2	2
Atyrau	3	3	2	2	2
Batys Kazakhstan	3	3	3	3	3
Zhambyl	1	1	1	1	1
Karagandy	2	2	2	2	2
Kostanai	1	1	x	1	1
Kyzylorda	1	x	x	1	1
Mangistau	1	1	1	1	1
Ontustik Kazakhstan	1	1	1	1	-
Pavlodar	1	1	1	1	1
Soltustik Kazakhstan	1	1	1	1	1
Turkistan	-	-	-	-	1
Shygys Kazakhstan	4	2	2	2	3
Nur-Sultan city	9	11	9	5	5
Almaty city	11	12	10	11	8
Shymkent city	-	-	-	-	1

3.13 Capacity of concert halls

	places				
	2014	2015	2016	2017	2018
Republic of Kazakhstan	16 509	17 736	17 306	15 236	17 143
Akmola	418	x	418	418	418
Aktobe	401	382	382	382	1 166
Almaty	430	-	-	-	-
Atyrau	156	x	144	144	144
Batys Kazakhstan	860	860	880	861	871
Zhambyl	924	924	924	924	924
Karagandy	1 043	1 043	1 043	1 043	914
Kostanai	434	434	x	434	434
Kyzylorda	-	x	x	300	300
Mangistau	417	417	417	417	417
Ontustik Kazakhstan	382	382	382	382	-
Soltustik Kazakhstan	800	672	689	683	683
Turkistan	-	-	-	-	382
Shygys Kazakhstan	711	x	711	509	509
Nur-Sultan city	5 411	5 401	5 401	5 401	5 401
Almaty city	4 122	5 648	5 181	3 338	4 580

3.14 Number of concerts held

	units									
	2014		2015		2016		2017		2018	
	total	of them - for children	total	of them - for children	total	of them - for children	total	of them - for children	total	of them - for children
Republic of Kazakhstan	5 652	1 120	5 933	1 114	6 268	918	6 586	1 171	7 046	1 131
Akmola	193	77	x	x	201	82	202	102	224	104
Aktobe	275	64	278	67	282	48	290	43	317	67

Continuation

	2014		2015		2016		2017		2018	
	total	of them - for children	total	of them - for children	total	of them - for children	total	of them - for children	total	of them - for children
Almaty	100	5	109	-	158	-	182	2	200	2
Atyrau	221	24	212	24	203	18	215	20	260	24
Batys Kazakhstan	339	64	374	11	371	8	405	10	433	12
Zhambyl	147	51	149	56	316	175	336	215	340	219
Karagandy	1 198	33	1 188	333	1 215	87	1 173	239	1 344	132
Kostanai	298	88	338	10	x	x	335	9	340	9
Kyzylorda	106	8	x	-	x	-	273	82	275	84
Mangistau	234	82	240	100	245	105	248	110	251	120
Ontustik Kazakhstan	192	30	211	34	243	13	265	13	-	-
Pavlodar	153	3	170	53	171	27	191	30	222	31
Soltustik Kazakhstan	119	36	149	55	110	45	131	18	155	14
Turkistan	-	-	-	-	-	-	-	-	324	8
Shygyz Kazakhstan	569	182	559	178	569	184	480	186	585	164
Nur-Sultan city	735	46	895	70	980	70	1 110	60	994	115
Almaty city	773	27	696	39	652	46	750	32	779	26
Shymkent city	-	-	-	-	-	-	-	-	3	-

3.15 Number of concerts held in rural area

units

	2014		2015		2016		2017		2018	
	total	of them - for children	total	of them - for children	total	of them - for children	total	of them - for children	total	of them - for children
Republic of Kazakhstan	796	199	676	206	810	216	881	247	845	260
Akmola	23	7	x	x	48	21	41	25	42	25
Aktobe	46	-	31	5	57	7	64	7	65	11
Almaty	60	5	48	-	95	-	148	-	158	-
Atyrau	7	2	x	x	14	6	-	-	16	-
Batys Kazakhstan	35	29	22	-	40	-	11	-	19	-
Zhambyl	85	20	52	23	70	28	71	45	78	55
Karagandy	159	101	163	104	183	51	137	52	131	54
Kostanai	109	-	51	-	x	-	17	-	20	-
Kyzylorda	36	-	x	-	x	-	165	12	69	7
Mangistau	31	12	31	-	33	30	36	31	40	32
Ontustik Kazakhstan	12	-	15	-	18	-	18	-	-	-
Pavlodar	-	-	56	-	-	-	-	-	-	-
Soltustik Kazakhstan	22	1	45	7	-	-	39	-	37	-
Turkistan	-	-	-	-	-	-	-	-	18	-
Shygyz Kazakhstan	171	22	67	45	132	73	134	75	145	76
Nur-Sultan city	-	-	-	-	-	-	-	-	7	-

3.16 Number of viewers at concerts held

thousand people

	2014		2015		2016		2017		2018	
	total	of them - children	total	of them - children	total	of them - children	total	of them - children	total	of them - children
Republic of Kazakhstan	4 124,6	235,2	4 348,0	331,7	4 871,2	239,7	5 046,9	270,9	5 350,5	329,2
Akmola	35,0	8,1	x	x	43,1	11,4	37,4	22,2	37,5	22,2
Aktobe	198,3	12,8	202,2	22,4	205,6	22,0	207,6	13,4	231,8	28,7
Almaty	23,6	0,7	27,0	-	60,0	-	67,4	0,5	77,0	0,5
Atyrau	113,9	2,4	97,4	3,2	95,4	2,8	87,0	2,2	110,7	2,9
Batys Kazakhstan	69,9	13,2	71,6	13,7	77,2	15,4	82,1	15,5	90,1	17,8
Zhambyl	39,4	8,1	41,3	12,0	41,1	29,1	42,7	30,0	42,7	30,6
Karagandy	1 000,6	123,6	981,7	120,7	1 335,9	6,8	982,8	29,8	1 194,3	59,5
Kostanai	246,5	11,5	258,0	1,6	x	x	250,0	2,9	290,0	3,2
Kyzylorda	28,8	0,6	x	-	x	-	87,5	9,7	51,3	7,7
Mangistau	46,7	17,0	52,0	19,0	56,7	21,0	57,8	21,2	59,8	21,7
Ontustik Kazakhstan	65,0	8,9	95,9	8,5	103,3	3,8	74,9	17,3	-	-
Pavlodar	51,8	0,1	49,5	15,9	95,7	10,8	107,9	6,3	96,2	12,4
Soltustik Kazakhstan	33,5	3,0	37,1	4,1	36,1	4,0	38,6	2,6	39,8	2,4
Turkistan	-	-	-	-	-	-	-	-	94,6	4,6
Shygys Kazakhstan	122,2	11,2	115,4	10,3	202,6	25,9	188,1	27,5	189,1	26,1
Nur-Sultan city	1 557,0	7,2	1 686,4	66,8	1 811,9	66,3	2 176,4	51,6	2 143,4	82,1
Almaty city	492,4	6,8	543,6	21,9	383,3	18,9	558,7	18,3	599,9	6,8
Shymkent city	-	-	-	-	-	-	-	-	2,2	-

3.17 Number of viewers at concerts in the rural area

thousand people

	2014		2015		2016		2017		2018	
	total	of them - children	total	of them - children	total	of them - children	total	of them - children	total	of them - children
Republic of Kazakhstan	190,6	52,8	207,5	43,6	186,3	36,8	232,8	41,2	226,0	39,9
Akmola	3,2	2,0	x	x	5,9	2,3	4,2	2,2	4,2	2,2
Aktobe	14,4	-	20,8	1,0	22,8	4,0	14,9	2,8	15,2	4,3
Almaty	8,6	0,8	7,9	-	24,0	-	53,8	-	65,0	-
Atyrau	1,5	0,2	x	x	5,4	1,0	-	-	7,9	-
Batys Kazakhstan	4,2	2,0	4,6	-	4,5	-	2,4	-	4,7	-
Zhambyl	14,2	1,6	8,3	1,8	18,2	12,1	19,1	13,3	19,8	13,4
Karagandy	88,1	39,8	79,3	35,0	57,0	2,2	45,5	2,5	33,6	2,5
Kostanai	21,1	-	27,9	-	x	-	1,6	-	2,5	-
Kyzylorda	5,8	-	x	-	x	-	35,5	2,2	14,0	0,4
Mangistau	8,2	2,4	12,0	-	13,2	11,0	14,6	11,1	15,1	11,4
Ontustik Kazakhstan	5,0	-	6,3	-	7,4	-	12,3	-	-	-
Pavlodar	-	-	16,8	-	-	-	-	-	-	-
Soltustik Kazakhstan	6,7	0,3	4,8	0,7	-	-	13,6	-	14,8	-
Turkistan	-	-	-	-	-	-	-	-	7,2	-
Shygys Kazakhstan	9,5	3,7	3,7	2,6	14,6	4,2	15,3	7,1	15,8	5,6
Nur-Sultan city	-	-	-	-	-	-	-	-	6,2	-

3.18 Main performance indicators of circuses

	2014	2015	2016	2017	2018
Number of circuses, units	5	4	4	3	3
Number of places in auditoriums, places	6 602	6 562	6 543	4 907	4 907
Number of representations, units	393	310	354	272	218
Guest performances and field shows outside the city, units	27	25	55	33	169
of them – abroad	12	10	21	11	17
Number of viewers, thousand people	222,9	306,5	274,6	272,5	221,5
of them – per 1000 people of population	13	17	15	15	12
Number of new productions for the reporting year, units	8	6	8	9	9

3.19 Number of circuses

	2014	2015	2016	2017	2018	units
Republic of Kazakhstan	5	4	4	3	3	
Karagandy	x	1	1	-	-	
Ontustik Kazakhstan	2	1	1	1	-	
Nur-Sultan city	x	1	1	x	1	
Almaty city	x	1	1	x	1	
Shymkent city	-	-	-	-	1	

3.20 Number of places in auditoriums circuses

	2014	2015	2016	2017	2018	units
Republic of Kazakhstan	6 602	6 562	6 543	4 907	4 907	
Karagandy	1 636	1 636	1 636	-	-	
Ontustik Kazakhstan	1 200	1 160	1 160	1 160	-	
Nur-Sultan city	1 979	1 979	x	x	1 979	
Almaty city	1 787	1 787	x	x	1 768	
Shymkent city	-	-	-	-	1 160	

3.21 Number of representations in circuses

	2014	2015	2016	2017	2018	units
Republic of Kazakhstan	393	310	354	272	218	
Karagandy	36	45	65	-	-	
Ontustik Kazakhstan	192	84	108	78	-	
Nur-Sultan city	30	38	x	x	86	
Almaty city	135	143	x	x	88	
Shymkent city	-	-	-	-	44	

3.22 Number of viewers on shows in circuses

	2014		2015		2016		2017		2018	
	total	of them - children	total	of them - children	total	of them - children	total	of them - children	total	of them - children
Republic of Kazakhstan	222,9	162,7	306,5	243,0	274,6	226,8	272,5	201,5	221,5	160,5
Karagandy	10,9	9,1	23,6	14,5	20,9	18,2	-	-	-	-
Ontustik Kazakhstan	22,9	20,9	48,3	48,1	56,6	50,5	41,1	35,5	-	-
Nur-Sultan city	21,9	15,7	35,9	27,0	x	x	x	x	72,4	55,1
Almaty city	167,2	117,0	198,7	153,5	x	x	x	x	90,2	67,7
Shymkent city	-	-	-	-	-	-	-	-	58,9	37,7

3.23 Availability of information and communication technology circuses

	units				
	2014	2015	2016	2017	2018
Number of circuses with access to the Internet	3	4	3	3	3
of them – via wireless technology (Wi-Fi)	1	1	1	1	1
Number of computers	88	93	71	80	84
Availability of Internet resources	3	2	2	3	3

4. Books and Press

4.1 Main indicators of activity of libraries

	2014	2015	2016	2017	2018
Number of libraries, units	4 186	4 168	4 118	4 100	4 054
including:					
scientific	26	26	26	23	x
universal (mass)	4 136	4 119	4 067	4 052	4 008
special	22	21	20	20	x
other	2	2	5	5	4
From the total number of libraries – number of libraries in rural area, units	3 623	3 603	3 559	3 546	3 501
Number of distribution points literature, units	947	1 030	1 057	1 151	1 233
of them – in rural area	504	548	647	705	789
Number of mobile units, units	386	385	416	368	357
of them – in rural area	201	234	280	258	234
Library fund, thousand units	117 817,7	118 102,0	118 961,8	114 072,0	112 499,4
Accounts for library stock on average per 1000 people of population, units	6 815	6 732	6 685	6 324	6 155
Number of places in the reading rooms, places	38 737	39 078	39 864	40 160	41 231
Number of users, thousand people	4 938,5	5 036,3	5 000,8	5 149,3	5 263,8
of them – in rural area	2 302,3	2 275,8	2 295,1	2 328,2	2 346,2
Number of library visits, thousand people	47 545,3	48 185,4	49 573,9	51 511,8	53 360,6
of them – in rural area	21 874,2	21 964,0	22 452,9	22 911,6	23 203,1
Issued during the year of print and audio / video, thousand units	95 125,4	95 641,7	96 387,8	96 579,7	96 838,4
Accounts for library stock on average per library, units	28 146	28 335	28 888	27 822	27 750
Accounts for library stock on average per user, units	24	23	24	24	21
Number of users on average per library, people	1 180	1 208	1 214	1 256	1 298
of them – in rural area	635	632	645	657	670
Issued printed editions and audio / video editions on average to one user, units	19	19	19	19	18

4.2 Number of libraries

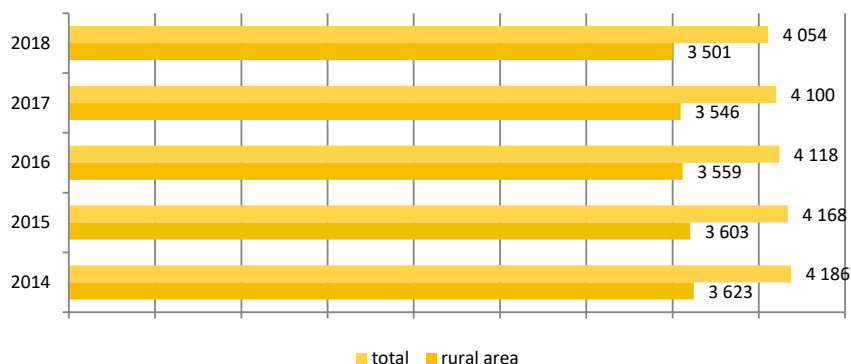
	units									
	2014		2015		2016		2017		2018	
	total	of them - in rural area	total	of them - in rural area	total	of them - in rural area	total	of them - in rural area	total	of them - in rural area
Republic of Kazakhstan	4 186	3 623	4 168	3 603	4 118	3 559	4 100	3 546	4 054	3 501
Akmola	400	353	395	347	387	342	387	342	387	341
Aktobe	244	215	244	215	244	215	243	214	243	214
Almaty	268	241	269	242	269	242	268	241	x	x
Atyrau	156	131	157	131	155	130	155	130	155	128
Batys Kazakhstan	405	380	398	371	393	366	390	361	381	351
Zhambyl	287	266	288	267	289	268	289	268	289	268
Karagandy	333	253	329	249	328	248	326	247	322	243

Continuation

	2014		2015		2016		2017		2018	
	total	of them - in rural area	total	of them - in rural area	total	of them - in rural area	total	of them - in rural area	total	of them - in rural area
Kostanai	410	381	408	379	386	357	371	342	367	338
Kyzylorda	209	186	209	186	209	186	209	186	209	186
Mangistau	66	50	66	50	66	50	66	50	66	50
Ontustik Kazakhstan	429	352	424	347	424	345	428	349	-	-
Pavlodar	284	248	282	247	280	246	279	246	250	223
Soltustik Kazakhstan	312	296	317	301	319	303	324	308	x	x
Turkistan	-	-	-	-	-	-	-	-	388	350
Shygys Kazakhstan	323	271	322	271	313	261	311	262	310	262
Nur-Sultan city	30	-	30	-	25	-	23	-	x	-
Almaty city	30	-	30	-	31	-	31	-	31	-
Shymkent city	-	-	-	-	-	-	-	-	42	-

Number of libraries

units



4.3 Network libraries by species in 2018

units

	Number of libraries		Including							
			scientific		universal (mass)		special		other	
	total	of them - in rural area	total	of them - in rural area	total	of them - in rural area	total	of them - in rural area	total	of them - in rural area
Republic of Kazakhstan	4 054	3 501	x	x	4 008	3 498	x	x	4	-
Akmola	387	341	x	x	x	x	x	-	-	-
Aktobe	243	214	2	-	240	214	1	-	-	-

Continuation

	Number of libraries		Including							
			scientific		universal (mass)		special		other	
	total	of them - in rural area	total	of them - in rural area	total	of them - in rural area	total	of them - in rural area	total	of them - in rural area
Almaty	x	x	-	-	x	x	x	x	x	-
Atyrau	155	128	1	-	153	128	1	-	-	-
Batys Kazakhstan	381	351	2	-	378	351	1	-	-	-
Zhambyl	289	268	1	-	287	268	1	-	-	-
Karagandy	322	243	1	-	320	243	1	-	-	-
Kostanai	367	338	1	-	365	338	1	-	-	-
Kyzylorda	209	186	1	-	207	186	1	-	-	-
Mangistau	66	50	-	-	65	50	1	-	-	-
Pavlodar	250	223	2	-	247	223	1	-	-	-
Soltustik Kazakhstan	x	x	x	-	x	x	x	-	-	-
Turkistan	388	350	-	-	388	350	-	-	-	-
Shygys Kazakhstan	310	262	1	-	304	261	5	1	-	-
Nur-Sultan city	x	-	x	-	19	-	x	-	x	-
Almaty city	31	-	3	-	x	-	x	-	-	-
Shymkent city	42	-	2	-	39	-	1	-	-	-

4.4 Network of libraries by type of ownership

units

	2014			2015			2016		
	number of libraries	including		number of libraries	including		number of libraries	including	
		state ownership	private ownership		state ownership	private ownership		state ownership	private ownership
Republic of Kazakhstan	4 186	4 148	38	4 168	4 135	33	4 118	4 083	35
Akmola	400	390	10	395	388	7	387	382	5
Aktobe	244	240	4	244	240	4	244	240	4
Almaty	268	268	-	269	269	-	269	269	-
Atyrau	156	156	-	157	157	-	155	155	-
Batys Kazakhstan	405	403	2	398	396	2	393	391	2
Zhambyl	287	286	1	288	287	x	289	288	1
Karagandy	333	328	5	329	324	5	328	323	5
Kostanai	410	407	3	408	406	2	386	383	3
Kyzylorda	209	209	-	209	209	-	209	209	-
Mangistau	66	66	-	66	66	-	66	66	-
Ontustik Kazakhstan	429	428	1	424	423	1	424	423	1
Pavlodar	284	282	2	282	281	1	280	279	1
Soltustik Kazakhstan	312	310	2	317	315	2	319	317	2
Shygys Kazakhstan	323	320	3	322	319	3	313	309	4
Nur-Sultan city	30	26	4	30	26	4	25	20	5
Almaty city	30	29	1	30	29	x	31	29	2

Continuation

	2017			2018		
	number of libraries	including		number of libraries	including	
		state ownership	private ownership		state ownership	private ownership
Republic of Kazakhstan	4 100	4 069	31	4 054	4 025	29
Akmola	387	383	4	387	x	x
Aktobe	243	239	4	243	239	4
Almaty	268	268	-	x	x	-
Atyrau	155	155	-	155	155	-
Batys Kazakhstan	390	388	2	381	379	2
Zhambyl	289	288	1	289	288	1
Karagandy	326	x	x	322	318	4
Kostanai	371	368	3	367	364	3
Kyzylorda	209	209	-	209	209	-
Mangistau	66	66	-	66	66	-
Ontustik Kazakhstan	428	x	x	-	-	-
Pavlodar	279	x	x	250	249	1
Soltustik Kazakhstan	324	321	3	x	x	x
Turkistan	-	-	-	388	388	-
Shygys Kazakhstan	311	309	2	310	309	1
Nur-Sultan city	23	19	4	x	x	4
Almaty city	31	29	2	31	29	2
Shymkent city	-	-	-	42	41	1

4.5 Number of distribution points literature

units

	2014		2015		2016		2017		2018	
	total	of them - in rural area	total	of them - in rural area	total	of them - in rural area	total	of them - in rural area	total	of them - in rural area
Republic of Kazakhstan	947	504	1 030	548	1 057	647	1 151	705	1 233	789
Akmola	129	24	133	27	142	60	181	102	210	139
Aktobe	6	-	7	-	7	-	49	x	64	38
Almaty	47	28	46	27	46	36	46	36	45	33
Atyrau	3	1	15	14	15	13	x	x	15	13
Batys Kazakhstan	24	14	53	14	51	12	66	12	106	52
Zhambyl	-	-	29	28	37	x	12	-	12	-
Karagandy	292	179	268	179	259	201	254	199	260	200
Kostanai	103	69	127	80	124	67	133	64	140	68
Kyzylorda	21	20	21	x	27	26	26	25	27	26
Mangistau	-	-	-	-	-	-	-	-	4	4
Ontustik Kazakhstan	102	26	108	28	119	62	129	71	-	-
Pavlodar	134	108	131	96	128	101	136	113	122	107
Soltustik Kazakhstan	53	35	52	35	56	41	58	41	54	37
Shygys Kazakhstan	-	-	-	-	-	-	-	-	106	72
Turkistan	31	-	31	-	35	647	35	-	34	-
Nur-Sultan city	1	-	1	-	3	-	x	-	3	-
Almaty city	1	-	8	-	8	-	8	-	8	-
Shymkent city	-	-	-	-	-	-	-	-	23	-

4.6 Number of mobile units issuing literature

units

	2014		2015		2016		2017		2018	
	total	of them - in rural area	total	of them - in rural area	total	of them - in rural area	total	of them - in rural area	total	of them - in rural area
Republic of Kazakhstan	386	201	385	234	416	280	368	258	357	234
Akmola	106	10	77	14	71	42	32	28	-	-
Aktobe	-	-	2	-	5	1	6	1	8	3
Almaty	30	21	30	21	34	5	34	19	33	5
Atyrau	72	45	68	42	80	44	85	47	90	47
Batys Kazakhstan	-	-	-	-	1	-	-	-	-	-
Zhambyl	3	-	10	-	10	-	23	6	23	6
Karagandy	11	-	11	-	11	5	15	5	15	7
Kostanai	21	19	48	47	71	67	55	51	48	44
Kyzylorda	-	-	-	-	-	-	1	1	3	3
Mangistau	-	-	-	-	-	-	-	-	8	7
Ontustik Kazakhstan	11	-	-	-	-	-	-	-	-	-
Pavlodar	84	69	92	73	88	81	70	65	78	73
Soltustik Kazakhstan	38	35	37	35	37	35	39	35	43	39
Turkistan	-	-	-	-	-	-	-	-	-	-
Shygys Kazakhstan	10	2	10	2	8	-	8	-	8	-

4.7 Number of places in the reading rooms of libraries

places

	2014		2015		2016		2017		2018	
	total	of them - in rural area	total	of them - in rural area	total	of them - in rural area	total	of them - in rural area	total	of them - in rural area
Republic of Kazakhstan	38 737	18 551	39 078	18 920	39 864	19 223	40 160	19 468	41 231	19 935
Akmola	1 551	660	1 410	545	1 557	644	1 615	676	1 628	681
Aktobe	1 808	976	1 842	1 008	1 864	1 050	1 911	1 113	1 918	1 120
Almaty	2 168	1 323	2 195	1 348	2 190	1 328	2 205	1 322	2 180	1 353
Atyrau	1 559	1 086	1 644	1 148	1 690	1 210	1 724	1 244	1 802	1 271
Batys Kazakhstan	4 034	3 238	4 046	3 252	4 079	3 285	4 119	3 290	4 164	3 302
Zhambyl	3 199	1 857	3 229	1 917	3 229	1 917	3 260	1 938	3 317	1 995
Karagandy	3 407	1 184	3 427	1 204	3 418	1 224	3 372	1 212	3 374	1 214
Kostanai	2 638	1 398	2 557	1 451	2 524	1 418	2 851	1 476	x	x
Kyzylorda	2 402	1 570	2 438	1 606	2 442	1 610	2 442	1 610	2 449	1 618
Mangistau	718	308	724	320	729	321	741	323	735	323
Ontustik Kazakhstan	3 008	1 277	3 130	1 377	3 264	1 481	3 340	1 500	-	-
Pavlodar	3 516	2 078	3 531	2 093	3 511	2 085	3 345	2 081	3 048	2 063
Soltustik Kazakhstan	1 070	358	1 070	358	1 220	358	1 120	378	x	x
Turkistan	-	-	-	-	-	-	-	-	2 374	1 592
Shygys Kazakhstan	3 057	1 238	3 112	1 293	3 282	1 292	3 084	1 305	3 081	1 305
Nur-Sultan city	1 667	-	1 788	-	1 960	-	2 126	-	2 953	-
Almaty city	2 935	-	2 935	-	2 905	-	2 905	-	2 905	-
Shymkent city	-	-	-	-	-	-	-	-	1 078	-

Continuation

4.8 Number of library users

thousand people

	2014		2015		2016		2017		2018	
	total	of them - children	total	of them - children	total	of them - children	total	of them - children	total	of them - children
Republic of Kazakhstan	4 938,5	1 505,8	5 036,3	1 543,4	5 000,8	1 487,7	5 149,3	1 500,8	5 263,8	1 542,0
Akmola	259,6	87,0	258,1	86,34	280,9	88,2	272,8	87,4	272,9	89,2
Aktobe	249,2	86,9	253,4	92 114	259,5	87,1	260,6	85,5	265,7	87,6
Almaty	306,2	107,7	312,8	116,0	314,2	116,6	316,9	118,3	326,7	123,5
Atyrau	184,7	68,5	186,5	70,0	188,6	71,1	188,8	62,3	195,4	64,4
Batys Kazakhstan	316,2	102,7	317,9	103,7	327,4	109,9	338,0	110,9	338,8	110,0
Zhambyl	258,9	73,9	409,4	83,8	268,1	84,9	270,2	80,9	273,7	88,2
Karagandy	549,8	128,3	393,4	125,0	381,0	123,4	377,9	124,1	387,8	124,6
Kostanai	358,3	117,0	358,4	122,2	350,2	115,1	351,8	118,3	350,5	114,9
Kyzylorda	234,8	79,7	239,9	80,7	246,1	82,5	249,0	83,2	253,4	85,1
Mangistau	89,5	29,5	92,6	31,0	100,8	34,4	103,3	35,7	107,6	37,1
Ontustik Kazakhstan	570,2	208,3	573,1	214,0	602,0	221,9	642,2	237,5	-	-
Pavlodar	396,7	81,7	424,8	77,1	421,9	79,7	431,9	80,5	438,0	78,8
Soltustik Kazakhstan	214,3	54,8	215,1	55,7	216,2	55,4	222,8	56,7	224,9	56,3
Turkistan	-	-	-	-	-	-	-	-	467,9	191,2
Shygyz Kazakhstan	417,0	134,8	432,8	137,9	448,9	138,8	445,1	139,0	457,3	139,6
Nur-Sultan city	158,9	33,2	195,5	33,7	250,8	31,6	279,7	33,0	321,1	35,9
Almaty city	374,2	111,8	372,6	114,0	344,1	47,2	398,5	47,4	411,2	62,4
Shymkent city	-	-	-	-	-	-	-	-	170,8	53,2

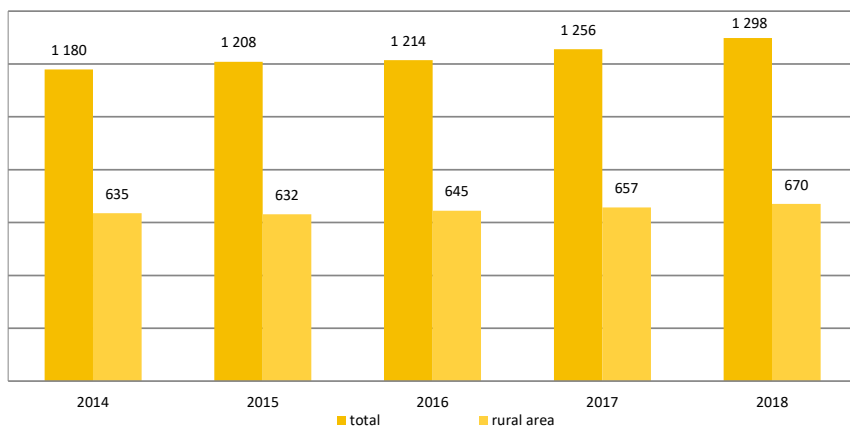
4.9 Number of library users in rural area

thousand people

	2014		2015		2016		2017		2018	
	total	of them - children	total	of them - children	total	of them - children	total	of them - children	total	of them - children
Republic of Kazakhstan	2 302,3	793,0	2 275,8	806,5	2 295,1	810,3	2 328,2	812,9	2 346,2	825,4
Akmola	152,0	48,3	152,4	46,6	153,4	46,5	156,6	46,7	157,8	45,6
Aktobe	126,9	46,4	126,5	46,1	128,9	45,9	130,1	46,4	132,4	46,9
Almaty	208,3	77,3	214,6	83,6	216,8	86,9	218,9	86,4	227,8	90,6
Atyrau	98,3	40,2	99,9	41,2	101,0	41,9	102,1	42,2	104,8	43,3
Batys Kazakhstan	216,7	75,6	209,6	73,0	211,6	73,8	214,6	72,2	214,8	69,8
Zhambyl	163,4	54,8	167,5	64,1	168,8	65,1	171,1	60,8	172,4	67,6
Karagandy	199,1	46,5	151,8	44,2	149,2	43,1	150,1	42,7	150,3	43,9
Kostanai	188,5	64,7	192,7	65,5	186,2	61,4	185,1	62,6	184,2	61,0
Kyzylorda	154,7	56,8	157,0	57,1	159,0	58,5	164,0	59,1	166,9	60,0
Mangistau	46,6	17,	50,1	19,5	52,4	22,0	53,4	22,4	56,3	23,0
Ontustik Kazakhstan	289,4	123,4	290,8	124,7	301,0	123,6	311,2	129,5	-	-
Pavlodar	142,7	38,7	140,5	36,2	142,7	36,7	146,8	38,1	145,9	37,4
Soltustik Kazakhstan	137,6	36,3	137,8	37,1	137,7	36,9	142,5	37,8	142,8	37,5
Turkistan	-	-	-	-	-	-	-	-	308,5	133,1
Shygyz Kazakhstan	178,1	66,1	184,7	67,6	186,5	68,1	181,7	66,0	181,4	65,5

Number of users per library

people



4.10 Number of library visits

thousand people

	2014		2015		2016		2017		2018	
	total	of them - in rural area	total	of them - in rural area	total	of them - in rural area	total	of them - in rural area	total	of them - in rural area
Republic of Kazakhstan	47 545,3	21 874,2	48 185,4	21 964,0	49 573,9	22 452,9	51 511,8	22 911,6	53 360,6	23 203,1
Akmola	2 880,3	1 483,2	3 239,2	1 455,6	3 604,1	1 618,7	4 053,4	1 876,3	4 230,8	1 975,0
Aktobe	2 352,1	1 309,3	2 380,2	1 302,6	2 434,4	1 345,8	2 448,4	1 363,7	2 487,3	1 381,9
Almaty	2 998,2	2 157,9	3 083,3	2 191,6	3 119,6	2 232,5	3 167,2	2 270,0	3 318,8	2 388,6
Atyrau	1 601,6	872,2	1 611,0	882,2	1 617,9	888,2	1 616,3	916,9	1 669,4	889,6
Batys Kazakhstan	2 972,5	2 044,7	2 812,8	1 978,2	2 894,4	2 017,6	2 970,4	2 037,3	2 976,7	2 027,3
Zhambyl	2 405,6	1 495,1	2 300,6	1 523,3	2 563,5	1 633,7	2 578,0	1 648,4	2 596,2	1 652,3
Karagandy	4 084,6	1 607,2	4 457,6	1 762,7	4 405,7	1 662,8	4 386,7	1 695,7	4 337,1	1 751,8
Kostanai	3 290,1	1 737,5	3 257,8	1 780,1	3 204,9	1 825,9	3 205,4	1 815,3	3 177,7	1 795,1
Kyzylorda	1 724,1	1 144,5	1 742,3	1 154,8	1 759,0	1 169,9	1 876,2	1 276,0	1 894,3	1 290,7
Mangistau	786,8	397,0	781,9	412,3	832,9	416,0	834,7	426,3	840,8	430,9
Ontustik Kazakhstan	5 397,5	2 835,3	5 198,1	2 698,4	5 277,4	2 745,6	5 322,7	2 726,4	-	-
Pavlodar	2 696,7	1 393,5	2 757,5	1 371,6	2 676,4	1 391,5	2 690,6	1 401,3	2 622,5	1 384,6
Soltustik Kazakhstan	2 194,7	1 445,6	2 211,9	1 442,0	2 211,2	1 447,5	2 345,6	1 464,9	2 378,3	1 471,4
Turkistan	-	-	-	-	-	-	-	-	4 142,5	2 757,0
Shygyz Kazakhstan	6 736,7	1 951,2	6 263,7	2 008,7	6 826,3	2 057,2	7 385,9	1 993,0	7 559,2	2 006,9
Nur-Sultan city	991,2	-	1 027,1	-	1 225,2	-	1 315,6	-	1 327,7	-

Continuation

	2014		2015		2016		2017		2018	
	total	of them - in rural area	total	of them - in rural area	total	of them - in rural area	total	of them - in rural area	total	of them - in rural area
Almaty city	4 432,6	-	5 060,1	-	4 921,1	-	5 314,8	-	6 453,3	-
Shymkent city	-	-	-	-	-	-	-	-	1 348,0	-

4.11 Composition of the library fund libraries

thousand units

	2014	2015	2016	2017	2018
Library fund - total	117 817,7	118 102,0	118 961,8	114 072,0	112 499,4
including:					
books	71 495,2	71 753,7	72 223,1	71 297,2	71 255,4
electronic	1 055,7	1 140,0	1 350,6	1 411,4	1 423,5
audio / video	197,5	173,6	200,4	199,0	211,9
newspapers	2 468,8	2 398,3	2 497,6	2 489,5	2 545,0
magazines	7 038,4	7 013,9	7 063,5	6 969,0	6 905,7
other literature	35 562,1	35 622,5	35 626,6	31 706,0	30 158,0
Library fund in the state language - total	23 989,1	25 119,5	26 212,5	26 645,3	27 341,1
including:					
books	21 541,3	22 608,1	23 469,1	23 901,5	24 567,0
electronic	53,0	57,9	100,7	108,6	89,4
audio / video	15,2	18,4	24,2	25,3	30,5
newspapers	1 011,8	1 010,2	1 077,8	1 059,1	1 080,4
magazines	1 194,9	1 237,2	1 332,5	1 360,8	1 379,4
other literature	172,9	187,7	208,1	190,0	194,4
Library fund by branches of knowledge, units	117 817,7	118 102,0	118 961,8	114 072,0	112 499,4
including:					
socio-political nature	20 401,2	20 441,6	20 723,8	20 668,1	20 825,8
natural sciences, health care and medicine	17 791,4	17 788,5	18 287,0	17 511,3	16 976,9
machinery, agriculture and forestry	25 743,4	25 674,1	23 967,5	23 435,0	23 411,1
art, physical education and sport	4 546,0	4 543,8	4 534,9	4 549,4	4 555,9
philological sciences, fiction	43 281,0	43 549,5	43 588,0	43 423,9	43 346,7
other	6 054,7	6 104,5	7 860,8	4 484,3	3 383,1
Issued during the year of print and audio / video	95 125,4	95 641,6	96 387,8	96 579,7	96 838,4
including:					
books	66 730,6	66 595,0	67 835,7	68 021,6	68 308,3
electronic	2 554,8	2 833,1	2 816,2	2 907,8	2 911,0
audio / video	218,3	91,2	150,6	163,0	165,2
newspapers	9 722,1	9 876,2	9 621,7	9 866,1	9 943,7
magazines	13 282,1	13 595,6	13 371,2	13 090,5	12 921,0
other literature	2 617,5	2 650,5	2 592,4	2 530,6	2 589,3

4.12 Library fund of libraries

units

	Total	Including					
		books	electronic	audio / video	periodicals		other literature
					news-papers	magazines	
2014							
Republic of Kazakhstan	117 817 653	71 495 234	1 055 676	197 482	2 468 780	7 038 355	35 562 126
Akmola	5 142 671	4 688 742	4 713	15 921	43 726	171 598	217 971
Aktobe	5 551 653	4 049 930	12 091	1 001	33 061	52 384	1 403 186
Almaty	5 454 466	5 117 514	3 789	62	294 419	38 682	-
Atyrau	2 225 016	2 206 861	344	-	8 092	9 719	-
Batys Kazakhstan	6 593 946	5 560 006	36 539	9 314	18 636	137 791	831 660
Zhambyl	4 502 575	3 258 570	36 508	323	44 927	100 870	1 061 377
Karagandy	9 104 349	6 152 401	8 350	3 085	24 104	364 715	2 551 694
Kostanai	5 823 966	5 410 727	4 122	27 015	27 088	339 900	15 114
Kyzylorda	4 490 644	4 420 015	1 423	130	19 170	49 484	422
Mangistau	1 433 066	1 230 708	3 419	6 377	34 636	33 032	124 894
Ontustik Kazakhstan	8 837 110	6 567 394	20 500	10 187	184 518	461 956	1 592 555
Pavlodar	5 514 979	3 459 606	43 109	4 277	36 338	330 661	1 640 988
Soltustik Kazakhstan	4 967 128	3 482 768	23 685	6 080	21 071	252 345	1 181 179
Shygys Kazakhstan	7 644 380	4 781 781	19 696	29 772	71 397	409 024	2 332 710
Nur-Sultan city	2 986 513	1 757 231	85 853	33 496	663 613	322 409	123 911
Almaty city	37 545 191	9 350 980	751 535	50 442	943 984	3 963 785	22 484 465
2015							
Republic of Kazakhstan	118 101 977	71 753 668	1 140 022	173 570	2 398 301	7 013 932	35 622 484
Akmola	5 179 881	4 715 515	4 764	15 921	48 784	180 218	214 679
Aktobe	5 554 720	4 052 578	12 350	1 001	31 900	51 908	1 404 983
Almaty	5 523 785	5 242 921	4 150	612	246 481	29 621	-
Atyrau	2 261 654	2 244 057	344	-	8 213	9 040	-
Batys Kazakhstan	6 665 102	5 619 858	36 666	9 318	19 135	146 280	833 845
Zhambyl	4 568 960	3 321 053	38 705	323	46 662	101 962	1 060 255
Karagandy	9 092 039	6 134 073	8 536	3 060	24 109	371 653	2 550 608
Kostanai	5 673 093	5 266 519	4 151	26 397	28 487	332 788	14 751
Kyzylorda	4 489 801	4 423 369	1 423	241	14 337	50 224	207
Mangistau	1 456 770	1 248 574	3 560	6 377	41 493	31 336	125 430
Ontustik Kazakhstan	8 965 735	6 698 215	24 683	10 187	175 538	465 708	1 591 404
Pavlodar	5 529 224	3 482 568	45 227	4 362	34 428	321 897	1 640 742
Soltustik Kazakhstan	4 984 472	3 485 947	23 824	6 080	22 857	263 126	x
Shygys Kazakhstan	7 606 191	4 720 213	22 136	47 327	74 170	412 360	2 329 985
Nur-Sultan city	2 873 408	1 717 937	101 165	24 144	568 821	307 265	154 076
Almaty city	37 677 142	9 380 271	808 338	18 220	1 012 886	3 938 546	22 518 881
2016							
Republic of Kazakhstan	118 961 842	72 223 084	1 350 622	200 420	2 497 599	7 063 527	35 626 590
Akmola	5 194 721	4 712 703	4 772	17 355	52 591	194 223	213 077
Aktobe	5 457 740	3 954 321	12 585	346	31 560	56 536	1 402 392
Almaty	5 537 995	5 242 876	4 474	812	256 720	33 113	-
Atyrau	2 299 402	2 279 089	573	-	9 184	10 556	-
Batys Kazakhstan	6 716 820	5 656 965	36 876	9 271	19 001	157 274	837 433
Zhambyl	4 607 166	3 368 472	40 024	451	77 115	60 708	1 060 396
Karagandy	9 023 780	6 069 197	8 461	3 060	23 588	369 703	2 549 771

Continuation

	Total	Including					
		books	electronic	audio / video	periodicals		other literature
					news-papers	magazines	
Kostanai	5 395 228	4 992 019	4 285	25 917	29 203	328 449	15 355
Kyzylorda	4 490 626	4 423 011	1 775	488	8 521	56 624	207
Mangistau	1 454 556	1 248 765	3 801	6 377	42 808	28 468	124 337
Ontustik Kazakhstan	8 990 303	6 703 748	28 233	9 221	181 454	476 628	1 591 019
Pavlodar	5 526 463	3 441 850	48 205	35 597	34 868	325 754	1 640 189
Soltustik Kazakhstan	4 987 630	3 480 317	25 682	6 080	23 752	269 214	x
Shygys Kazakhstan	8 311 680	5 413 127	34 634	43 089	75 312	417 552	2 327 966
Nur-Sultan city	3 006 955	1 815 956	106 098	24 136	581 666	317 567	161 532
Almaty city	37 960 777	9 420 668	990 144	18 220	1 050 256	3 961 158	22 520 331
2017							
Republic of Kazakhstan	114 072 041	71 297 206	1 411 376	199 003	2 489 517	6 968 979	31 705 960
Akmola	5 244 677	4 749 795	4 835	16 663	55 335	204 590	213 459
Aktobe	5 389 311	3 887 338	12 864	204	32 926	56 983	1 398 996
Almaty	5 417 471	5 201 940	4 388	4 928	175 566	30 564	85
Atyrau	2 348 351	2 323 263	1 009	-	10 991	13 088	-
Batys Kazakhstan	6 757 800	5 686 301	37 870	9 282	21 013	168 233	835 101
Zhambyl	4 711 378	3 465 000	42 651	374	80 390	62 390	1 060 573
Karagandy	6 373 283	5 956 507	8 133	5 437	25 209	299 409	78 588
Kostanai	5 238 797	4 852 668	4 181	24 191	28 260	313 597	15 900
Kyzylorda	4 491 521	4 419 128	1 984	540	8 741	60 821	307
Mangistau	1 454 451	1 250 972	3 943	6 377	42 427	27 398	123 334
Ontustik Kazakhstan	9 057 464	6 750 727	32 026	8 126	189 860	484 310	1 592 415
Pavlodar	5 046 362	3 470 352	46 182	x	34 984	332 756	x
Soltustik Kazakhstan	4 965 227	3 472 932	41 615	x	24 625	271 370	x
Shygys Kazakhstan	6 957 098	4 744 977	29 283	42 560	75 237	360 139	1 704 902
Nur-Sultan city	2 852 543	1 666 727	89 200	21 245	584 070	327 569	163 732
Almaty city	37 766 307	9 398 579	1 051 212	17 380	1 099 883	3 955 762	22 243 491
2018							
Republic of Kazakhstan	112 499 411	71 255 403	1 423 485	211 888	2 544 983	6 905 701	30 157 951
Akmola	5 152 067	4 748 369	5 070	16 234	58 681	212 744	110 969
Aktobe	5 401 896	3 879 918	13 189	14 213	34 384	53 320	1 406 872
Almaty	5 441 442	5 247 300	4 091	6 302	155 000	28 664	85
Atyrau	2 409 812	2 382 630	1 729	-	11 392	14 061	-
Batys Kazakhstan	6 806 877	5 726 143	38 815	9 282	21 245	177 767	833 625
Zhambyl	4 771 037	3 525 141	42 745	649	x	x	1 054 078
Karagandy	6 318 259	5 894 039	8 386	5 437	26 425	305 264	78 708
Kostanai	5 096 088	4 713 205	4 722	24 205	x	x	16 834
Kyzylorda	4 448 197	4 372 750	2 110	584	9 059	63 837	143
Mangistau	1 443 782	1 226 901	3 961	6 377	48 181	30 983	127 379
Pavlodar	4 869 312	3 324 984	52 312	x	x	x	x
Soltustik Kazakhstan	3 911 450	3 496 694	45 152	x	x	x	x
Turkistan	5 668 760	5 341 157	9 513	7 485	145 752	159 428	5 425
Shygys Kazakhstan	6 976 838	4 763 846	37 820	42 451	77 281	358 103	1 697 337
Nur-Sultan city	2 897 614	1 702 067	94 221	18 938	587 203	329 297	165 888
Almaty city	37 417 859	9 432 457	1 034 712	17 234	1 157 147	3 907 556	21 868 753
Shymkent city	3 468 121	1 477 802	24 937	949	47 638	330 306	1 586 489

4.13 Library fund libraries in the state language

units

	Total	Including					other literature
		books	electronic	audio / video	periodicals		
					newspapers	magazines	
2014							
Republic of Kazakhstan	23 989 074	21 541 276	52 993	15 162	1 011 821	1 194 937	172 885
Akmola	1 100 178	1 011 237	2 433	1 730	16 392	51 479	16 907
Aktobe	1 283 853	1 256 419	4 997	50	10 391	11 206	790
Almaty	1 994 172	1 756 167	3 539	10	201 972	32 484	
Atyrau	1 142 766	1 126 771	218	-	7 135	8 642	
Batys Kazakhstan	2 097 822	2 025 498	4 962	312	11 068	49 831	6 151
Zhambyl	1 496 664	1 413 587	916	313	35 775	42 764	3 309
Karagandy	2 071 107	1 916 232	3 089	42	13 199	120 089	18 456
Kostanai	1 289 150	1 183 197	975	663	11 843	87 868	4 604
Kyzylorda	2 312 148	2 255 947	1 204	130	17 191	37 254	422
Mangistau	577 618	508 533	1 869	1 488	27 070	21 439	17 219
Ontustik Kazakhstan	3 136 544	2 832 217	9 969	194	124 709	166 009	3 446
Pavlodar	1 154 223	994 942	4 731	229	15 847	138 122	352
Soltustik Kazakhstan	852 539	790 799	213	-	7 731	53 700	96
Shygys Kazakhstan	1 466 453	1 341 712	3 591	5 152	11 647	86 651	17 700
Nur-Sultan city	630 223	313 816	7 335	4 079	211 323	73 873	19 797
Almaty city	1 383 614	814 202	2 952	770	288 528	213 526	63 636
2015							
Republic of Kazakhstan	25 119 524	22 608 128	57 851	18 437	1 010 224	1 237 173	187 711
Akmola	1 182 301	1 084 248	2 579	1 730	19 107	57 807	16 830
Aktobe	1 471 823	1 447 226	5 062	50	10 034	8 661	790
Almaty	2 064 776	1 867 948	3 800	542	167 436	25 050	-
Atyrau	1 189 209	1 173 159	224	-	7 430	8 396	-
Batys Kazakhstan	2 169 330	2 090 664	5 319	316	11 368	55 302	6 361
Zhambyl	1 584 464	1 497 479	1 145	313	38 717	43 779	3 031
Karagandy	2 158 815	2 000 758	3 262	42	13 213	123 073	18 467
Kostanai	1 321 998	1 213 773	975	709	12 157	89 456	4 928
Kyzylorda	2 330 825	2 279 346	1 204	241	11 765	38 062	207
Mangistau	604 134	530 204	1 982	1 488	33 132	20 212	17 116
Ontustik Kazakhstan	3 292 874	2 989 436	11 335	194	118 833	169 058	4 018
Pavlodar	1 204 130	1 040 229	4 946	234	15 920	142 449	352
Soltustik Kazakhstan	900 089	834 263	223	-	8 548	56 856	x
Shygys Kazakhstan	1 520 626	1 386 068	4 400	8 135	12 977	92 310	16 736
Nur-Sultan city	649 190	311 625	7 660	3 699	210 705	80 634	34 867
Almaty city	1 474 940	861 702	3 735	744	318 882	226 068	63 809
2016							
Republic of Kazakhstan	26 212 492	23 469 098	100 699	24 205	1 077 840	1 332 501	208 149
Akmola	1 228 166	1 118 709	2 571	1 759	20 634	67 428	17 065
Aktobe	1 442 634	1 416 835	5 117	50	10 090	10 534	8
Almaty	2 137 667	1 930 339	3 820	742	174 854	27 912	-
Atyrau	1 228 003	1 209 428	451	-	8 332	9 792	-
Batys Kazakhstan	2 222 827	2 134 055	5 468	269	11 677	63 123	8 235
Zhambyl	1 644 224	1 565 117	1 050	441	34 222	40 360	3 034
Karagandy	2 208 344	2 052 639	3 329	42	13 078	120 782	18 474

Continuation

	Total	Including					
		books	electronic	audio / video	periodicals		other literature
					newspapers	magazines	
Kostanai	1 312 646	1 202 875	924	710	12 621	90 295	5 221
Kyzylorda	2 350 296	2 298 484	1 492	254	5 806	44 053	207
Mangistau	623 499	546 277	2 175	1 488	35 770	20 181	17 608
Ontustik Kazakhstan	3 364 663	3 044 858	12 262	194	122 583	180 509	4 257
Pavlodar	1 239 863	1 066 373	5 111	5 679	16 096	146 252	352
Soltustik Kazakhstan	935 278	867 618	367	-	8 857	58 108	x
Shygys Kazakhstan	1 815 093	1 670 486	8 813	8 135	13 927	98 064	15 668
Nur-Sultan city	883 318	447 465	15 685	3 698	247 426	115 430	53 614
Almaty city	1 575 971	897 540	32 064	744	341 867	239 678	64 078
2017							
Republic of Kazakhstan	26 645 298	23 901 466	108 639	25 286	1 059 136	1 360 778	189 993
Akmola	1 298 671	1 181 456	2 624	x	22 121	73 611	x
Aktobe	1 484 395	x	5 271	x	10 725	12 190	x
Almaty	2 110 078	1 954 860	3 734	2 170	123 908	25 321	85
Atyrau	1 278 072	1 255 100	836	-	9 964	12 172	-
Batys Kazakhstan	2 292 708	2 196 992	5 819	x	12 922	70 580	x
Zhambyl	1 726 732	1 643 537	x	352	36 624	41 904	3 034
Karagandy	2 218 307	2 092 498	3 506	42	13 974	107 609	678
Kostanai	1 338 689	1 231 796	928	659	12 430	87 355	5 521
Kyzylorda	2 373 011	2 316 886	1 689	284	5 931	47 914	307
Mangistau	635 972	560 190	x	x	35 204	19 358	17 457
Ontustik Kazakhstan	3 468 032	3 131 602	13 286	x	127 901	190 231	4 772
Pavlodar	1 302 990	x	5 350	5 679	16 222	151 092	x
Soltustik Kazakhstan	984 305	915 702	280	-	9 157	59 166	-
Shygys Kazakhstan	1 638 984	1 492 869	7 276	7 951	14 504	100 105	16 279
Nur-Sultan city	886 078	445 703	x	3 709	243 613	122 111	54 219
Almaty city	1 608 274	901 829	37 761	786	363 936	240 059	63 903
2018							
Republic of Kazakhstan	27 341 090	24 566 950	89 389	30 520	1 080 440	1 379 386	194 405
Akmola	1 372 710	1 248 097	x	x	x	x	x
Aktobe	1 526 973	1 497 430	5 317	3 909	10 962	8 880	475
Almaty	2 134 482	1 995 095	3 436	3 419	x	x	85
Atyrau	1 338 164	1 313 204	1 555	-	10 324	13 081	-
Batys Kazakhstan	2 369 625	2 264 271	6 462	x	13 376	x	x
Zhambyl	1 800 396	1 714 079	1 343	387	x	x	2 111
Karagandy	2 250 377	2 118 566	3 519	42	15 215	112 345	690
Kostanai	1 377 356	1 268 069	1 324	659	12 560	88 532	6 212
Kyzylorda	2 377 715	2 318 394	1 801	322	6 156	50 803	239
Mangistau	656 476	570 273	2 286	1 488	40 078	22 856	19 495
Pavlodar	1 295 253	1 143 092	x	x	13 612	127 667	x
Soltustik Kazakhstan	1 033 224	x	x	-	8 806	58 391	-
Turkistan	3 083 881	2 864 940	6 205	390	100 804	109 883	1 659
Shygys Kazakhstan	x	1 540 699	x	7 953	15 842	102 929	17 859
Nur-Sultan city	903 540	457 278	16 626	3 730	x	x	x
Almaty city	x	x	x	744	x	x	63 409
Shymkent city	483 135	359 440	7 469	-	27 919	84 947	3 360

4.14 Issuance of print and audio / video editions in libraries throughout the year

							units
	Total	Including					other literature
		books	electronic	audio / video	periodicals		
					newspapers	magazines	
2014							
Republic of Kazakhstan	95 125 407	66 730 646	2 554 786	218 254	9 722 113	13 282 089	2 617 519
Akmola	5 261 798	3 845 775	44 305	3 683	476 911	809 409	81 715
Aktobe	4 790 799	3 842 173	131 864	576	345 536	281 849	188 801
Almaty	6 316 524	5 616 292	9 491	45	426 722	262 992	982
Atyrau	3 805 973	2 445 355	17 867	-	834 507	508 244	-
Batys Kazakhstan	7 093 860	4 614 325	237 963	81 728	1 069 383	1 000 681	89 780
Zhambyl	4 988 985	3 463 352	7 310	123	545 638	772 643	199 919
Karagandy	8 061 645	6 059 117	97 873	752	597 197	1 101 447	205 259
Kostanai	8 509 989	4 628 735	52 161	18 572	1 372 674	2 437 579	268
Kyzylorda	4 383 285	3 926 864	22 874	-	160 355	273 192	-
Mangistau	1 681 318	1 312 160	4 116	5 054	138 760	187 798	33 430
Ontustik Kazakhstan	11 403 333	9 242 144	275 598	277	878 242	823 527	183 545
Pavlodar	5 885 363	3 932 570	221 593	60 044	594 722	946 646	129 788
Soltustik Kazakhstan	4 704 539	3 308 272	107 500	432	466 042	788 375	33 918
Shygys Kazakhstan	8 990 077	6 102 114	297 794	29 092	997 519	1 298 122	265 436
Nur-Sultan city	2 327 665	1 410 844	63 436	13 878	268 698	428 808	142 001
Almaty city	6 920 254	2 980 554	963 041	3 998	549 207	1 360 777	1 062 677
2015							
Republic of Kazakhstan	95 641 639	66 595 030	2 833 086	91 192	9 876 258	13 595 614	2 650 459
Akmola	5 301 763	3 944 689	13 651	8 926	484 285	765 689	84 523
Aktobe	4 853 777	3 578 620	244 843	6 834	485 836	408 470	x
Almaty	6 407 371	5 714 692	9 670	61	417 914	264 050	x
Atyrau	3 820 005	2 368 984	15 107	-	875 059	560 855	-
Batys Kazakhstan	6 679 738	4 203 185	238 937	8 476	973 234	1 180 868	75 038
Zhambyl	5 041 477	3 505 389	10 290	-	595 281	733 778	196 739
Karagandy	7 990 324	6 009 411	96 465	123	600 593	1 116 964	166 768
Kostanai	8 503 802	4 637 635	50 151	14 695	1 360 011	2 441 084	x
Kyzylorda	4 436 827	3 979 924	26 727	316	157 517	272 343	-
Mangistau	1 645 651	1 276 700	14 958	-	140 590	176 949	36 454
Ontustik Kazakhstan	11 027 047	9 013 892	310 253	356	788 829	769 223	144 494
Pavlodar	5 942 378	4 108 770	231 010	3 762	573 667	904 544	120 625
Soltustik Kazakhstan	4 710 117	3 320 791	109 617	432	455 027	796 746	x
Shygys Kazakhstan	9 315 676	6 362 355	325 935	32 545	987 982	1 315 588	291 271
Nur-Sultan city	2 334 157	1 487 110	64 953	11 377	225 046	401 981	143 690
Almaty city	7 631 529	3 082 883	1 070 519	3 289	755 387	1 486 482	1 232 969
2016							
Republic of Kazakhstan	96 387 848	67 835 689	2 816 233	150 610	9 621 747	13 371 181	2 592 388
Akmola	5 397 273	3 979 868	17 600	521	522 066	774 231	102 987
Aktobe	4 921 642	3 587 314	209 352	21 693	504 534	430 771	x
Almaty	6 405 672	5 701 854	10 078	465	430 468	262 807	-
Atyrau	3 852 924	2 473 130	14 824	-	788 945	576 025	-
Batys Kazakhstan	6 935 857	4 630 430	199 235	9 707	880 722	1 139 245	76 518
Zhambyl	5 066 324	3 550 059	9 229	382	584 993	730 934	190 727
Karagandy	7 805 031	5 882 683	72 786	227	584 963	1 078 963	185 409

Continuation

	Total	Including					
		books	electronic	audio / video	periodicals		other literature
					newspapers	magazines	
Kostanai	8 251 957	4 484 753	65 516	8 743	1 256 094	2 433 851	3 000
Kyzylorda	4 473 458	4 015 164	26 316	165	159 494	272 319	-
Mangistau	1 780 767	1 404 973	15 460	-	134 061	179 260	47 013
Ontustik Kazakhstan	11 134 457	9 286 860	273 901	4 742	759 301	736 932	72 721
Pavlodar	5 905 017	3 973 835	240 914	59 705	576 556	915 698	138 309
Soltustik Kazakhstan	4 712 098	3 310 141	114 084	432	448 241	811 692	x
Shygys Kazakhstan	9 767 389	6 862 935	334 944	28 297	978 513	1 288 174	274 526
Nur-Sultan city	2 356 995	1 511 962	85 083	11 458	226 467	401 247	120 778
Almaty city	7 620 987	3 179 728	1 126 911	4 073	786 329	1 339 032	1 184 914
2017							
Republic of Kazakhstan	96 579 659	68 021 637	2 907 848	162 958	9 866 145	13 090 465	2 530 606
Akmola	5 590 621	4 092 256	30 329	1 345	562 505	811 255	92 931
Aktobe	4 955 697	3 659 041	219 258	x	513 730	403 321	x
Almaty	6 522 154	5 860 393	19 372	1 572	374 939	265 878	-
Atyrau	3 841 409	2 495 745	10 891		775 386	559 387	-
Batys Kazakhstan	7 014 801	4 580 861	203 865	10 017	955 186	1 187 195	77 677
Zhambyl	5 109 913	3 562 830	9 851		623 210	727 006	187 016
Karagandy	7 492 555	5 884 249	53 947	676	583 264	969 971	448
Kostanai	8 280 598	4 530 221	51 521	7 843	1 297 820	2 393 007	186
Kyzylorda	4 493 901	4 023 660	31 383	219	157 619	281 020	-
Mangistau	1 715 456	1 368 248	15 711		117 301	163 964	50 232
Ontustik Kazakhstan	11 274 747	9 433 510	217 516	4 833	765 539	705 259	148 090
Pavlodar	5 908 246	3 995 221	250 798	x	562 756	913 383	x
Soltustik Kazakhstan	4 747 933	3 310 847	94 736	x	468 949	845 461	x
Shygys Kazakhstan	9 289 272	6 363 947	295 445	29 095	997 058	1 286 407	317 320
Nur-Sultan city	2 359 155	1 511 746	87 013	16 212	223 772	399 401	121 011
Almaty city	7 983 201	3 348 862	1 316 212	6 190	887 111	1 178 550	1 246 276
2018							
Republic of Kazakhstan	96 838 380	68 308 266	2 910 971	165 194	9 943 664	12 920 951	2 589 334
Akmola	5 569 174	4 093 251	34 372	1 257	548 854	783 443	107 997
Aktobe	4 994 581	3 654 546	232 363	17 360	516 793	449 315	124 204
Almaty	6 632 571	5 984 441	9 645	3 855	371 026	263 604	-
Atyrau	3 875 551	x	x	x	780 420	589 848	-
Batys Kazakhstan	6 761 443	4 406 149	203 275	11 101	x	x	76 994
Zhambyl	5 175 228	x	x	5 921	638 446	725 867	184 677
Karagandy	7 470 930	5 857 834	52 696	678	586 996	972 550	176
Kostanai	8 202 795	4 454 097	53 559	8 488	1 334 790	2 351 704	157
Kyzylorda	4 512 461	4 039 643	32 061	390	161 701	278 666	-
Mangistau	1 730 470	x	16 235	-	132 096	x	51 910
Pavlodar	5 802 932	3 925 254	259 765	61 062	522 871	886 479	147 501
Soltustik Kazakhstan	4 853 285	3 334 912	x	x	x	x	x
Turkistan	8 284 018	7 222 643	8 959	2 695	615 684	425 197	8 840
Shygys Kazakhstan	9 238 297	6 421 947	257 964	30 148	975 096	1 234 953	318 189
Nur-Sultan city	2 604 260	1 625 508	178 252	17 302	237 157	442 015	104 026
Almaty city	7 796 166	3 377 325	1 165 522	4 446	966 068	1 024 391	1 258 414
Shymkent city	3 334 218	2 473 964	x	-	x	x	x

4.15 Issuance of print and audio / video to children

in libraries throughout the year

units

	Total	Including					
		books	electronic	audio / video	periodicals		other literature
					newspapers	magazines	
2014							
Republic of Kazakhstan	30 903 949	23 516 623	102 961	33 164	2 404 383	4 439 845	406 973
Akmola	2 033 110	1 524 259	2 854	17	91 803	347 367	66 810
Aktobe	1 400 849	1 259 824	2 208	323	52 603	85 891	-
Almaty	2 251 520	2 042 299	386	15	161 626	47 194	-
Atyrau	1 466 550	925 296	289	-	275 356	265 609	-
Batys Kazakhstan	2 428 041	1 623 393	4 422	30 347	364 994	391 415	13 470
Zhambyl	1 511 199	1 083 864	32	123	184 384	230 976	11 820
Karagandy	2 752 543	2 244 775	19 614	-	140 074	348 080	-
Kostanai	3 258 249	1 740 311	14 398	533	347 814	1 155 193	-
Kyzylorda	1 478 854	1 373 441	7 203	-	38 022	60 188	-
Mangistau	567 772	426 997	93	-	53 445	57 790	29 447
Ontustik Kazakhstan	3 807 430	3 370 121	11 586	178	198 450	227 095	-
Pavlodar	1 939 435	1 433 023	5 340	473	143 100	357 499	-
Soltustik Kazakhstan	1 642 098	1 276 173	1 457	3	118 518	245 947	-
Shygys Kazakhstan	2 762 209	2 018 083	19 909	1 152	144 659	532 297	46 109
Nur-Sultan city	575 472	419 772	1 307	-	77 916	75 165	1 312
Almaty city	1 028 618	754 992	11 863	-	11 619	12 139	238 005
2015							
Republic of Kazakhstan	31 415 600	23 922 625	118 789	11 550	2 377 817	4 527 920	456 899
Akmola	2 094 950	1 618 842	2 918	20	96 552	310 187	66 431
Aktobe	1 445 458	1 258 088	5 700	6 305	85 936	89 429	-
Almaty	2 230 956	2 009 213	411	7	137 927	83 398	-
Atyrau	1 390 318	837 643	170	-	278 334	274 171	-
Batys Kazakhstan	2 427 076	1 602 796	4 432	2 429	339 153	449 779	28 487
Zhambyl	1 683 729	1 233 688	242	-	202 865	238 902	8 032
Karagandy	2 749 833	2 254 977	9 735	39	131 557	353 525	-
Kostanai	3 304 692	1 812 946	14 023	807	318 659	1 158 034	x
Kyzylorda	1 483 331	1 377 404	8 357	96	37 223	60 251	-
Mangistau	563 012	414 979	442	-	59 429	60 839	27 323
Ontustik Kazakhstan	3 856 456	3 419 117	10 913	182	186 688	239 556	-
Pavlodar	1 943 137	1 461 976	5 578	402	138 433	336 748	-
Soltustik Kazakhstan	1 624 542	1 269 441	822	3	112 797	241 479	-
Shygys Kazakhstan	2 878 986	2 113 132	31 958	1 260	165 750	516 054	50 832
Nur-Sultan city	590 908	428 918	1 508	-	79 635	79 218	1 629
Almaty city	1 148 216	809 465	21 580	-	6 879	36 350	x
2016							
Republic of Kazakhstan	31 355 086	23 975 480	123 823	13 998	2 293 889	4 469 539	478 357
Akmola	2 097 491	1 575 203	5 228	290	101 145	336 543	79 082
Aktobe	1 466 491	1 276 715	6 260	6 320	80 600	96 596	-
Almaty	2 296 610	2 023 844	680	238	169 802	102 046	-
Atyrau	1 496 156	943 750	172	-	279 309	272 925	-
Batys Kazakhstan	2 543 198	1 755 128	4 118	3 076	323 043	420 891	36 942
Zhambyl	1 645 468	1 228 716	83	161	195 516	210 088	10 904
Karagandy	2 682 794	2 212 630	9 751	50	117 650	342 713	-

Continuation

	Total	Including					
		books	electronic	audio / video	periodicals		other literature
					newspapers	magazines	
Kostanai	3 169 992	1 712 545	11 614	1 176	290 794	1 152 427	1 436
Kyzylorda	1 506 525	1 393 486	8 259	146	40 803	63 831	-
Mangistau	576 086	424 551	501	-	49 139	69 540	32 355
Ontustik Kazakhstan	3 810 802	3 408 217	11 006	192	173 953	217 434	-
Pavlodar	1 952 532	1 477 345	5 785	1 151	127 189	341 062	-
Soltustik Kazakhstan	1 610 454	1 260 936	1 002	2	104 234	244 280	-
Shygys Kazakhstan	2 839 787	2 119 655	36 334	1 196	157 858	482 792	41 952
Nur-Sultan city	512 459	353 283	1 446	-	75 971	80 016	1 743
Almaty city	1 148 241	809 476	21 584	-	6 883	36 355	x
2017							
Republic of Kazakhstan	31 952 363	24 351 018	129 662	14 142	2 449 255	4 522 019	486 267
Akmola	2 161 515	1 609 760	x	x	106 482	366 848	73 066
Aktobe	1 557 403	1 379 375	5 791	6 331	75 935	89 971	-
Almaty	2 383 930	2 117 296	1 350	233	161 172	103 879	-
Atyrau	1 490 834	948 889	217	-	281 461	260 267	-
Batys Kazakhstan	2 519 148	1 688 738	5 375	3 094	360 875	424 091	36 975
Zhambyl	1 679 898	1 242 133	348	-	210 055	216 207	11 155
Karagandy	2 690 271	2 210 809	10 106	-	126 161	343 195	-
Kostanai	3 173 092	1 713 523	6 011	1 187	309 421	1 142 824	126
Kyzylorda	1 508 623	1 395 468	12 109	163	39 697	61 186	-
Mangistau	569 802	425 217	567	-	48 066	60 378	35 574
Ontustik Kazakhstan	3 937 506	3 522 030	x	x	184 836	222 333	-
Pavlodar	1 967 360	1 486 900	6 564	1 097	130 945	341 854	-
Soltustik Kazakhstan	1 632 560	1 251 371	1 058	3	113 297	266 831	-
Shygys Kazakhstan	2 941 081	2 186 326	41 667	1 600	157 583	503 387	50 518
Nur-Sultan city	x	x	x	-	x	x	x
Almaty city	x	x	x	-	x	x	x
2018							
Republic of Kazakhstan	31 816 880	24 268 775	132 831	15 740	2 397 869	4 529 475	472 190
Akmola	2 096 280	1 566 778	7 823	265	105 512	340 031	75 871
Aktobe	1 529 934	1 306 094	2 258	3 270	93 850	124 462	-
Almaty	2 686 934	2 427 958	589	754	154 650	102 983	-
Atyrau	1 514 475	988 956	205	25	260 520	264 769	-
Batys Kazakhstan	2 510 540	1 719 977	6 321	3 051	337 691	409 581	33 919
Zhambyl	1 680 207	1 248 232	560	2 738	204 797	214 780	9 100
Karagandy	2 670 496	2 178 517	9 547	-	127 223	355 209	-
Kostanai	3 127 900	1 688 719	6 370	652	295 058	1 137 076	25
Kyzylorda	1 471 137	1 355 282	12 809	280	40 152	62 614	-
Mangistau	605 403	431 239	671	-	47 152	89 821	36 520
Pavlodar	1 922 140	1 479 415	5 945	1 307	124 077	311 396	-
Soltustik Kazakhstan	1 751 003	1 270 971	1 066	3	138 476	340 487	-
Turkistan	2 773 713	2 440 439	4 701	834	156 434	170 105	1 200
Shygys Kazakhstan	2 912 646	2 242 234	36 992	2 561	148 684	443 546	38 629
Nur-Sultan city	523 161	361 387	1 809	-	77 005	80 854	2 106
Almaty city	1 212 698	809 312	24 410	-	66 240	37 916	274 820
Shymkent city	828 213	753 265	10 755	-	20 348	43 845	-

4.16 Availability of information and communication technology libraries

	units				
	2014	2015	2016	2017	2018
Number of libraries with access to the internet	1 323	1 472	1 577	1 718	1 850
of them – via wireless technology (Wi-Fi)	193	267	377	448	626
Number of computers	8 794	9 133	9 304	9 647	10 502
From the total number of computers - number of computers for users	2 607	2 793	3 280	3 318	3 705
Number of copiers	4 001	4 344	4 617	5 119	5 424
of them - the number of professional book scanners	157	148	154	138	146
Number of Internet resources	235	260	260	322	398
Volume of electronic catalog, thousand volume	17 860,9	19 644,4	22 100,9	25 254,1	27 976,2
Number of copies of editions introduced in digital format, thous. Volume	332,8	295,6	476,8	1 591,7	2 089,4

4.17 Availability of information and communication technology libraries in 2018

	units							
	Number of libraries with access to the internet	Of them via wireless technology (Wi-Fi)	Number of computers	From the total number of computers - number of computers	Number of copiers	Availability of Internet resources	Volume of electronic catalog	Number of copies of editions introduced in digital format
Republic of Kazakhstan	1 850	626	10 502	3 705	5 424	398	27 976 224	2 089 401
Akmola	201	81	666	198	450	25	1 156 265	123 644
Aktobe	102	19	472	168	378	11	1 351 382	43 870
Almaty	81	32	605	81	193	10	2 184 211	4 168
Atyrau	32	18	411	70	190	14	840 020	5 230
Batys Kazakhstan	98	30	601	212	350	31	1 928 089	4 133
Zhambyl	274	107	825	345	262	132	1 266 818	22 514
Karagandy	217	52	1 099	428	938	25	1 343 189	48 718
Kostanai	132	24	800	205	600	36	2 271 353	17 713
Kyzylorda	149	43	419	176	217	7	1 715 896	6 135
Mangistau	25	10	139	19	57	2	429 829	7 868
Pavlodar	126	51	698	260	550	28	1 923 687	101 326
Soltustik Kazakhstan	60	22	379	56	325	22	1 117 418	47 132
Turkistan	114	7	466	106	118	2	818 196	2 106
Shygyz Kazakhstan	164	101	780	418	320	25	1 790 036	39 532
Nur-Sultan city	24	23	1 041	689	259	13	1 209 033	97 785
Almaty city	31	4	839	228	203	9	6 073 883	1 504 617
Shymkent city	20	2	262	46	14	6	556 919	12 910

4.18 Technical condition of library buildings (rooms)

	2014	2015	2016	2017	2018
Number of buildings (premises) of libraries, units	4 146	4 127	4 077	4 052	4 012
of them – in rural area	3 591	3 568	3 525	3 506	3 463
Of the total number of buildings (premises)					
- Number of libraries in unheated buildings (rooms)	14	13	9	7	6
require major repairs	119	87	83	86	75
in emergency condition	18	40	13	17	11
Total area of library buildings (rooms), sq. m	579 839,8	592 034,6	569 826,8	568 464,7	574 318,0
of them – in rural area	281 360,4	279 502,6	277 290,9	276 499,9	276 417,6

4.19 Technical condition of library buildings (rooms) in 2018

	Number of buildings (premises) of libraries	Of the total number of buildings (premises)			units
		in unheated buildings (rooms)	require major repairs	in emergency condition	
Republic of Kazakhstan	4 012	6	75	11	
Akmola	378	-	2	-	
Aktobe	237	-	3	1	
Almaty	269	4	29	5	
Atyrau	154	-	4	-	
Batys Kazakhstan	377	-	3	-	
Zhambyl	286	-	1	-	
Karagandy	321	-	4	-	
Kostanai	364	-	2	-	
Kyzylorda	209	-	9	3	
Mangistau	55	2	7	-	
Pavlodar	247	-	3	1	
Soltustik Kazakhstan	321	-	5	1	
Turkistan	384	-	2	-	
Shygys Kazakhstan	310	-	-	-	
Nur-Sultan city	25	-	-	-	
Almaty city	33	-	-	-	
Shymkent city	42	-	1	-	

5. Audiovisual and interactive tools

5.1 Movie production

	units				
	2014	2015	2016	2017	2018
Number of film production organizations	31	35	26	45	47
Number of movies produced nationally					
produced	347	264	256	348	271
including:					
full length	78	134	28	73	53
artistic	11	13	11	x	22
documentaries	67	118	18	25	x
animated	-	3	-	x	x
short films	269	130	227	274	217
artistic	14	8	13	x	47
documentaries	202	119	214	213	x
animated	53	3	-	x	x
Number of co-produced films created	1	-	x	1	1
Number of national feature films					
produced by original language:	78	134	28	73	53
including:					
kazakh	31	39	21	33	12
russian	28	19	7	25	15
multilingual	18	76	-	15	26
other languages	1	-	-	-	-

5.2 Main indicators of organizations carrying out film screenings

	2014	2015	2016	2017	2018
Number of film screening organizations, units	116	114	109	111	112
Number of cinemas, units	96	93	94	96	96
of them - number of indoor cinemas	93	89	89	94	95
including:					
with 1 screen	49	45	36	x	x
with 2-7 screens	41	41	49	x	x
with 8 or more screens (multiplex)	3	3	4	6	x
Number of indoor digital cinemas	49	49	56	x	67
Other movie theaters, units	3	4	5	2	1
including:					
video image	1	2	3	x	-
other equipment	2	2	2	x	1
Number of cinema halls in cinemas, units	249	247	268	317	320
of them - number of cinema halls in indoor cinemas	248	246	263	313	320
of them - digital cinema halls	149	186	220	x	284
Number of places in cinemas, units	40 536	39 238	41 646	46 700	47 286
of them - number of places in cinemas of indoor cinemas	40 286	38 988	41 396	46 700	47 286
Total area of cinemas, sq. m	136 584,7	127 931,8	135 252,3	159 228,0	161 502,6
Stationary film projectors, units	355	339	359	400	405

Continuation

	2014	2015	2016	2017	2018
Sobile film projectors, units	28	29	25	x	22
Number of movie shows, units	537 819	519 960	579 882	695 582	746 228
of them- for children	111 920	109 335	152 249	151 338	164 729
Number of movie show visits, thousand	12 795,5	11 300,5	14 474,9	17 606,7	17 840,7
of them- children	2 969,4	2 339,4	3 180,3	3 478,2	3 504,7
Number of movie show visits per 1000 people of population	740	644	813	976	976
Income from services rendered, thousand tenge	12 339 480,8	10 426 924,0	14 117 640,9	18 522 240,4	18 428 830,4

5.3 Number of film screening organizations

	units				
	2014	2015	2016	2017	2018
Republic of Kazakhstan	116	114	109	111	112
Akmola	5	5	3	5	3
Aktobe	2	2	2	2	4
Almaty	3	3	2	x	3
Atyrau	3	3	3	2	2
Batys Kazakhstan	15	15	13	12	11
Zhambyl	13	13	14	14	14
Karagandy	11	11	10	x	11
Kostanai	9	8	5	5	7
Kyzylorda	3	3	2	2	2
Mangistau	7	7	7	7	7
Ontustik Kazakhstan	8	8	8	7	-
Pavlodar	6	6	7	5	5
Soltustik Kazakhstan	2	3	3	3	3
Turkistan	-	-	-	-	3
Shygyz Kazakhstan	6	6	7	7	7
Nur-Sultan city	6	6	6	6	6
Almaty city	17	15	17	21	21
Shymkent city	-	-	-	-	3

5.4 Number of cinemas

	units				
	2014	2015	2016	2017	2018
Republic of Kazakhstan	96	93	94	96	96
Akmola	2	3	2	4	3
Aktobe	2	2	2	2	2
Almaty	3	3	2	x	x
Atyrau	3	3	3	2	2
Batys Kazakhstan	9	9	8	7	6
Zhambyl	2	2	3	x	x
Karagandy	8	8	8	9	9
Kostanai	9	8	5	5	6
Kyzylorda	2	2	1	1	1
Mangistau	7	8	8	8	8

	Continuation				
	2014	2015	2016	2017	2018
Ontustik Kazakhstan	5	5	5	5	-
Pavlodar	6	6	6	5	5
Soltustik Kazakhstan	2	3	3	3	x
Turkistan	-	-	-	-	1
Shygys Kazakhstan	6	6	6	6	6
Nur-Sultan city	7	7	7	7	x
Almaty city	23	18	25	26	26
Shymkent city	-	-	-	-	3

5.5 Number of indoor cinemas

								units
	2014				2015			
	Number of indoor cinemas	Including			Number of indoor cinemas	Including		
		with 1 screen	with 2-7 screens	with 8 or more screens (multiplex)		with 1 screen	with 2-7 screens	with 8 or more screens (multiplex)
Republic of Kazakhstan	93	49	41	3	89	45	41	3
Akmola	2	1	1	-	3	2	1	-
Aktobe	2	1	1	-	2	1	x	-
Almaty	3	1	2	-	3	1	2	-
Atyrau	3	1	2	-	3	1	2	-
Batys Kazakhstan	8	6	2	-	8	7	x	-
Zhambyl	2	2	-	-	2	2	-	-
Karagandy	8	4	4	-	8	4	4	-
Kostanai	7	5	2	-	6	5	x	-
Kyzylorda	2	2	-	-	2	2	-	-
Mangistau	7	5	2	-	8	6	2	-
Ontustik Kazakhstan	5	3	2	-	5	3	2	-
Pavlodar	6	5	1	-	6	4	2	-
Soltustik Kazakhstan	2	2	-	-	2	2	-	-
Shygys Kazakhstan	6	4	2	-	6	2	4	-
Nur-Sultan city	7	1	5	1	7	1	5	x
Almaty city	23	6	15	2	18	2	14	2

Continuation								
	2016				2017			
	Number of indoor cinemas	Including			Number of indoor cinemas	Including		
		with 1 screen	with 2-7 screens	with 8 or more screens (multiplex)		with 1 screen	with 2-7 screens	with 8 or more screens (multiplex)
Republic of Kazakhstan	89	36	49	4	94	x	x	6
Akmola	2	x	x	-	4	x	x	-
Aktobe	2	1	x	-	2	x	x	-
Almaty	2	-	2	-	x	-	x	-
Atyrau	3	1	2	-	2	-	2	-
Batys Kazakhstan	7	6	x	-	7	7	-	-
Zhambyl	3	3	-	-	x	x	1	-

Continuation

	2016				2017			
	Number of indoor cinemas	Including			Number of indoor cinemas	Including		
		with 1 screen	with 2-7 screens	with 8 or more screens (multiplex)		with 1 screen	with 2-7 screens	with 8 or more screens (multiplex)
Karagandy	8	4	4	-	9	4	5	-
Kostanai	4	3	x	-	x	x	x	-
Kyzylorda	1	1	-	-	1	1	-	-
Mangistau	8	6	2	-	8	6	2	-
Ontustik Kazakhstan	5	2	3	-	5	2	3	-
Pavlodar	6	3	3	-	5	x	x	-
Soltustik Kazakhstan	2	2	-	-	x	x	-	-
Turkistan	-	-	-	-	-	-	-	-
Shygys Kazakhstan	6	1	5	-	6	1	5	-
Nur-Sultan city	7	x	5	x	7	-	x	x
Almaty city	23	x	19	3	26	x	x	x

Continuation

	2018			
	Number of indoor cinemas	Including		
		with 1 screen	with 2-7 screens	with 8 or more screens (multiplex)
Republic of Kazakhstan	95	x	x	x
Akmola	3	2	1	-
Aktobe	2	1	1	-
Almaty	x	-	x	-
Atyrau	2	-	2	-
Batys Kazakhstan	6	6	-	-
Zhambyl	x	x	2	-
Karagandy	9	4	5	-
Kostanai	5	2	3	-
Kyzylorda	1	1	-	-
Mangistau	8	6	2	-
Ontustik Kazakhstan	-	-	-	-
Pavlodar	5	1	4	-
Soltustik Kazakhstan	x	1	x	-
Turkistan	1	1	-	-
Shygys Kazakhstan	6	1	5	-
Nur-Sultan city	x	-	6	x
Almaty city	26	x	x	x
Shymkent city	3	-	3	-

5.6 Number of cinema halls in indoor cinemas and places in them

units

	2014		2015		2016	
	number of cinema halls in cinemas	number of places in cinema halls	number of cinema halls in cinemas	number of places in cinema halls	number of cinema halls in cinemas	number of places in cinema halls
Republic of Kazakhstan	248	40 286	247	38 988	268	41 646
Akmola	3	580	4	781	3	628
Aktobe	8	1 359	8	1 359	8	1 359
Almaty	12	1 865	12	1 865	11	1 620
Atyrau	5	860	5	860	5	860
Batys Kazakhstan	11	1 829	15	2 149	14	2 101
Zhambyl	2	415	2	370	4	560
Karagandy	14	3 007	14	3 007	14	2 716
Kostanai	11	1 854	9	1 223	7	1 170
Kyzylorda	4	532	4	532	3	382
Mangistau	12	1 475	14	1 691	14	1 691
Ontustik Kazakhstan	12	1 416	12	1 416	18	2 213
Pavlodar	8	1 943	10	2 143	13	2 650
Soltustik Kazakhstan	2	704	2	704	2	704
Turkistan	-	-	-	-	-	-
Shygys Kazakhstan	11	2 456	11	2 456	17	3 456
Nur-Sultan city	37	5 625	37	5 625	37	5 625
Almaty city	96	14 366	88	12 807	98	13 911

Continuation

	2017		2018	
	number of cinema halls in cinemas	number of places in cinema halls	number of cinema halls in cinemas	number of places in cinema halls
Republic of Kazakhstan	317	46 700	320	47 286
Akmola	5	811	4	781
Aktobe	8	1 359	8	1 359
Almaty	x	x	14	1 704
Atyrau	4	548	4	548
Batys Kazakhstan	12	1 849	12	1 657
Zhambyl	x	x	7	924
Karagandy	18	2 959	17	2 789
Kostanai	12	1 844	14	2 058
Kyzylorda	3	382	3	382
Mangistau	14	1 691	14	1 691
Ontustik Kazakhstan	18	2 213	-	-
Pavlodar	13	2 307	13	2 307
Soltustik Kazakhstan	4	818	8	1 280
Turkistan	-	-	1	62
Shygys Kazakhstan	17	3 453	18	3 056
Nur-Sultan city	48	7 145	54	7 584
Almaty city	122	16 937	113	17 053
Shymkent city	-	-	16	2 051

5.7 Number of stationary and mobile cinema

units

	2014		2015		2016		2017		2018	
	number of cinema installations		number of cinema installations		number of cinema installations		number of cinema installations		number of cinema installations	
	stationary	mobile	stationary	mobile	stationary	mobile	stationary	mobile	stationary	mobile
Republic of Kazakhstan	355	28	339	29	359	25	400	x	405	22
Akmola	6	3	7	2	6	1	8	x	5	-
Aktobe	8	-	8	-	8	-	8	-	8	2
Almaty	12	-	12	-	11	-	x	-	14	-
Atyrau	5	-	5	-	5	-	4	-	4	-
Batys Kazakhstan	49	5	48	5	42	5	33	-	32	-
Zhambyl	23	12	23	12	25	11	26	x	28	10
Karagandy	19	1	20	1	20	x	x	1	21	2
Kostanai	35	2	32	3	31	x	36	x	38	3
Kyzylorda	5	-	5	-	4	-	4	-	4	-
Mangistau	11	-	12	-	12	-	12	-	12	-
Ontustik Kazakhstan	15	5	14	5	20	5	20	5	-	-
Pavlodar	10	-	10	-	12	-	11	-	11	-
Soltustik Kazakhstan	2	-	2	x	2	1	4	x	6	-
Turkistan	-	-	-	-	-	-	-	-	2	5
Shygyz Kazakhstan	17	-	15	-	21	-	21	-	24	-
Nur-Sultan city	37	-	37	-	37	-	48	-	54	-
Almaty city	101	-	89	-	103	-	127	-	125	-
Shymkent city	-	-	-	-	-	-	-	-	17	-

5.8 Number of movie shows

units

	2014		2015		2016		2017		2018	
	total	of them - for children	total	of them - for children	total	of them - for children	total	of them - for children	total	of them - for children
Republic of Kazakhstan	537 819	111 920	519 960	109 335	579 882	152 249	695 582	151 338	746 228	164 729
Akmola	6 608	2 427	3 333	1 249	2 467	681	2 444	578	2 196	340
Aktobe	16 847	3 470	16 526	3 226	17 397	5 310	17 604	5 401	17 821	5 261
Almaty	16 936	2 236	24 540	6 591	27 382	5 915	x	x	28 951	5 674
Atyrau	9 764	2 395	9 350	1 718	8 686	1 933	9 298	1 875	9 583	1 694
Batys Kazakhstan	18 863	8 872	31 665	8 823	32 969	7 805	34 535	9 621	35 703	7 968
Zhambyl	2 440	1 974	2 862	2 228	3 498	2 605	4 513	2 399	4 601	1 850
Karagandy	23 404	5 708	24 597	8 067	25 305	12 045	x	x	42 207	21 410
Kostanai	17 626	6 412	15 896	6 288	15 409	6 439	20 068	8 478	31 107	6 752
Kyzylorda	7 485	3 225	7 094	3 032	7 240	3 076	7 226	3 066	8 190	3 073
Mangistau	25 965	12 335	25 360	6 971	22 513	6 974	23 799	8 913	25 801	8 758
Ontustik Kazakhstan	22 418	5 155	21 590	3 675	23 693	6 412	39 806	8 855	-	-
Pavlodar	10 314	2 817	10 680	2 125	28 161	7 341	25 624	5 740	27 120	6 338
Soltustik Kazakhstan	5 146	998	5 284	949	6 167	1 313	6 164	2 120	20 843	6 032

Continuation

	2014		2015		2016		2017		2018	
	total	of them - for children	total	of them - for children	total	of them - for children	total	of them - for children	total	of them - for children
Turkistan	-	-	-	-	-	-	-	-	504	390
Shygyz Kazakhstan	16 017	3 980	13 349	1 982	25 464	3 952	30 269	3 507	32 312	2 403
Nur-Sultan city	119 998	17 295	93 887	17 086	87 091	23 143	101 483	23 257	132 999	24 411
Almaty city	217 988	32 621	213 947	35 325	246 440	57 305	314 030	54 231	288 824	52 830
Shymkent city	-	-	-	-	-	-	-	-	37 466	9 545

5.9 Number of movie shows of full-length movies by type of movie

units

	2014				2015				2016			
	Number of movie shows full length movies	Including		Number of movie shows full length movies	Including		Number of movie shows full length movies	Including		Number of movie shows full length movies	Including	
		national films	foreign films		national films	foreign films		national films	foreign films		national films	foreign films
Republic of Kazakhstan	526 495	41 534	484 961	510 285	43 077	467 208	568 552	51 207	528 675			
Akmola	5 698	174	5 524	3 333	202	3 131	2 467	174	2 293			
Aktobe	16 847	1 064	15 783	16 526	1 188	15 338	17 397	1 858	15 539			
Almaty	16 936	1 980	14 956	24 540	2 399	22 141	27 382	2 205	25 177			
Atyrau	9 764	647	9 117	9 350	413	8 937	8 686	518	8 168			
Batys Kazakhstan	17 055	4 054	13 001	30 458	4 225	26 233	31 779	4 403	28 566			
Zhambyl	1 823	1 465	358	2 162	1 853	309	2 227	2 641	857			
Karagandy	23 404	1 860	21 544	24 597	1 156	23 441	25 289	1 714	23 591			
Kostanai	16 553	1 312	15 241	14 065	1 337	12 728	14 051	2 167	13 242			
Kyzylorda	7 485	222	7 263	7 094	184	6 910	7 240	222	7 018			
Mangistau	19 244	1 602	17 642	19 739	1 244	18 495	18 653	1 876	20 637			
Ontustik Kazakhstan	22 223	1 344	20 879	21 274	1 644	19 630	23 458	2 664	21 029			
Pavlodar	10 314	231	10 083	10 680	595	10 085	28 161	1 845	26 316			
Soltustik Kazakhstan	5 146	43	5 103	5 284	338	4 946	6 167	439	5 728			
Shygyz Kazakhstan	16 017	1 007	15 010	13 349	1 070	12 279	25 464	2 122	23 342			
Nur-Sultan city	119 998	5 946	114 052	93 887	5 729	88 158	83 691	5 015	82 076			
Almaty city	217 988	18 583	199 405	213 947	19 500	194 447	246 440	21 344	225 096			

Continuation

	2017			2018		
	Number of movie shows full length movies	Including		Number of movie shows full length movies	Including	
		national films	foreign films		national films	foreign films
Republic of Kazakhstan	687 274	77 203	618 379	736 527	120 123	626 105
Akmola	2 444	217	2 227	2 196	226	1 970
Aktobe	17 604	2 641	14 963	17 821	3 782	14 039
Almaty	x	x	x	28 951	4 018	24 933
Atyrau	9 298	1 026	8 272	9 583	1 206	8 377
Batys Kazakhstan	34 349	5 187	29 348	35 324	5 756	29 947
Zhambyl	2 187	2 657	1 856	2 304	2 879	1 722

Continuation

	2017			2018		
	Number of movie shows full length movies	Including		Number of movie shows full length movies	Including	
		national films	foreign films		national films	foreign films
Karagandy	x	x	x	42 207	6 915	35 292
Kostanai	18 722	2 668	17 400	29 761	4 026	27 081
Kyzylorda	7 226	202	7 024	8 190	355	7 835
Mangistau	19 542	3 405	20 394	20 416	3 708	22 093
Ontustik Kazakhstan	39 613	5 836	33 970	-	-	-
Pavlodar	25 624	2 759	22 865	27 120	3 970	23 150
Soltustik Kazakhstan	6 164	585	5 579	20 843	4 194	16 649
Turkistan	-	-	-	311	340	164
Shygys Kazakhstan	30 269	3 958	26 311	32 311	4 489	27 823
Nur-Sultan city	101 483	10 259	91 224	132 999	17 066	115 933
Almaty city	314 030	29 792	284 238	288 724	50 947	237 877
Shymkent city	-	-	-	37 466	6 246	31 220

5.10 Number of movie show visits

thousand

	2014		2015		2016		2017		2018	
	total	of them - children	total	of them - children	total	of them - children	total	of them - children	total	of them - children
Republic of Kazakhstan	12 795,5	2 969,4	11 300,5	2 339,4	14 474,9	3 180,3	17 606,7	3 478,2	17 840,7	3 504,7
Akmola	72,7	31,9	52,2	25,6	54,5	17,3	82,3	27,2	82,5	23,2
Aktobe	519,9	122,5	459,1	104,0	573,2	141,5	668,0	175,1	715,4	181,1
Almaty	288,9	49,0	203,2	68,7	482,7	112,2	x	x	536,9	160,9
Atyrau	317,7	36,9	241,4	32,7	479,1	43,3	417,5	52,8	433,9	54,2
Batys Kazakhstan	541,3	243,0	653,9	278,9	700,2	293,5	868,3	349,4	868,4	214,4
Zhambyl	87,6	56,8	101,3	72,6	117,5	72,6	141,6	67,1	221,0	63,3
Karagandy	656,7	171,5	554,9	123,0	748,0	208,0	x	x	984,4	285,0
Kostanai	652,7	318,3	628,2	240,7	607,6	221,6	676,9	219,4	785,6	171,3
Kyzylorda	203,4	22,0	196,4	21,4	235,5	23,2	236,5	22,9	277,3	23,0
Mangistau	486,3	148,7	445,8	78,1	439,9	113,6	494,5	118,2	530,6	156,1
Ontustik Kazakhstan	691,0	195,8	637,7	134,5	792,7	189,0	1 191,1	233,3	-	-
Pavlodar	272,8	79,0	158,0	35,4	515,7	177,2	493,6	124,5	506,2	140,2
Soltustik Kazakhstan	82,3	10,6	89,5	14,6	78,4	22,1	123,9	50,0	172,0	40,3
Turkistan	-	-	-	-	-	-	-	-	35,0	28,2
Shygys Kazakhstan	344,9	102,4	272,9	45,6	341,6	62,6	290,6	63,8	323,3	55,2
Nur-Sultan city	2 864,4	508,6	2 702,4	426,4	3 288,3	587,2	3 683,7	611,9	4 052,8	717,0
Almaty city	4 712,9	872,4	3 903,5	637,2	5 020,1	895,4	6 821,2	1 050,9	6 025,0	942,6
Shymkent city	-	-	-	-	-	-	-	-	1 290,5	248,7

5.11 Number of visits of feature films by type of film

thousand

	2014			2015			2016		
	Number of visits for full-length movies	Including		Number of visits for full-length movies	Including		Number of visits for full-length movies	Including	
		national films	foreign films		national films	foreign films		national films	foreign films
Republic of Kazakhstan	12 666,4	1 164,9	11 501,5	11 150,7	1 234,1	9 916,6	14 213,7	1 540,8	12 934,1
Akmola	70,8	5,6	65,2	52,2	9,2	43,0	54,5	9,3	45,2
Aktobe	519,9	38,4	481,5	459,1	36,9	422,2	573,2	61,3	511,9
Almaty	288,9	36,6	252,3	203,2	28,1	175,1	482,7	39,8	442,9
Atyrau	317,7	9,4	308,3	241,4	23,1	218,3	479,1	33,8	445,3
Batys Kazakhstan	509,4	62,2	447,2	639,5	82,9	556,6	678,6	118,0	582,2
Zhambyl	69,8	57,1	12,7	74,2	57,2	17,0	74,4	88,4	29,0
Karagandy	656,7	65,4	591,3	554,9	56,8	498,1	747,9	84,2	663,7
Kostanai	610,8	61,2	549,6	569,3	54,6	514,7	574,2	67,5	540,1
Kyzylorda	203,4	11,6	191,8	196,4	9,6	186,8	235,5	10,2	225,3
Mangistau	461,7	46,0	415,7	433,1	42,7	390,5	427,2	63,3	376,6
Ontustik Kazakhstan	680,0	76,3	603,7	633,8	86,6	547,2	790,2	113,5	679,2
Pavlodar	272,8	7,8	265,0	158,0	10,0	148,0	515,7	40,2	475,5
Soltustik Kazakhstan	82,3	1,5	80,8	89,5	3,5	86,0	78,4	4,3	74,0
Shygys Kazakhstan	344,9	8,6	336,3	272,9	9,0	263,9	341,6	17,3	324,2
Nur-Sultan city	2 864,4	157,9	2 706,5	2 702,4	174,1	2 528,3	3 234,8	269,2	3 019,2
Almaty city	4 712,9	519,3	4 193,6	3 870,5	549,6	3 320,9	4 925,6	520,5	4 499,6

Continuation

	2017			2018		
	Number of visits for full-length movies	Including		Number of visits for full-length movies	Including	
		national films	foreign films		national films	foreign films
Republic of Kazakhstan	17 475,9	2 433,3	15 173,4	17 640,2	3 175,6	14 665,1
Akmola	82,3	10,4	71,9	82,5	8,9	73,6
Aktobe	668,1	119,1	549,0	715,4	175,5	539,9
Almaty	x	x	x	536,9	56,4	480,6
Atyrau	417,6	70,4	347,2	433,9	89,2	344,7
Batys Kazakhstan	858,7	170,9	697,4	853,8	235,3	633,1
Zhambyl	73,0	95,1	46,6	88,2	116,7	104,3
Karagandy	x	x	x	984,4	165,9	818,6
Kostanai	643,5	79,5	597,4	752,2	102,2	683,4
Kyzylorda	236,6	9,8	226,7	277,3	18,9	258,4
Mangistau	479,1	104,8	389,7	513,3	105,0	425,6
Ontustik Kazakhstan	1 187,4	247,3	943,8	-	-	-
Pavlodar	493,7	46,2	447,4	506,2	70,7	435,5
Soltustik Kazakhstan	124,0	11,6	112,4	172,0	16,1	155,9
Turkistan	-	-	-	32,5	28,4	6,6
Shygys Kazakhstan	290,6	25,6	265,0	323,3	48,1	275,2
Nur-Sultan city	3 683,8	493,6	3 190,1	4 052,8	668,3	3 384,5
Almaty city	6 821,3	796,5	6 024,8	6 025,0	1 011,1	5 013,9
Shymkent city	-	-	-	1 290,5	259,2	1 031,3

5.12 Most visited feature films in 2018

	Country of origin	Movie type	Number of viewers, people
Kazakhstan movies:			
Бизнес по казахски в Африке	Republic of Kazakhstan	art	185 723
Ұлы Дала комедиясы	Republic of Kazakhstan	art	98 159
Каникулы в Таиланде	Republic of Kazakhstan	art	67 400
5 причин не влюбиться в казаха	Republic of Kazakhstan	art	57 949
Я – Жених	Republic of Kazakhstan	art	34 088
Бизнес по казахски в Африке			
Foreign films:			
Insidious 4: The last key	USA	art	432 410
Maze Runner 3. The Death Cure	USA	art	422 809
Bohemian Rhapsody	USA	art	211 434
The Greatest Showman	USA	art	176 242
Venom	USA	art	168 839

5.13 Number of feature films shown in 2018

units

	Number of feature films shown	Including		Of them – premiere shows	Including	
		national films	foreign films		national films	foreign films
Republic of Kazakhstan	16 708	3 455	13 253	9 752	1 715	8 037
Akmola	303	32	271	299	32	267
Aktobe	419	70	349	82	18	64
Almaty	676	135	541	676	135	541
Atyrau	373	52	321	225	21	204
Batys Kazakhstan	1 510	359	1 151	-	-	-
Zhambyl	1 221	771	450	76	68	8
Karagandy	1 027	145	882	794	103	691
Kostanai	690	127	563	584	101	483
Kyzylorda	823	213	610	781	181	600
Mangistau	780	264	516	517	240	277
Pavlodar	841	114	727	818	114	704
Soltustik Kazakhstan	461	64	397	461	64	397
Turkistan	38	25	13	1	1	-
Shygys Kazakhstan	806	115	691	680	102	578
Nur-Sultan city	1 663	214	1 449	490	50	440
Almaty city	4 292	643	3 649	2 483	373	2 110
Shymkent city	785	112	673	785	112	673

5.14 Revenues from services rendered cinemas

thousand tenge

	2014	2015	2016	2017	2018
Republic of Kazakhstan	12 339 480,8	10 426 924,0	14 117 640,9	18 522 240,4	18 428 830,4
Akmola	104 585,0	79 186,7	79 676,9	132 303,6	51 353,2
Aktobe	555 170,0	498 508,0	634 897,0	734 614,0	778 362,5
Almaty	259 860,0	279 538,0	372 455,0	x	407 238,0
Atyrau	315 507,0	307 215,0	411 980,0	516 049,0	524 258,0
Batys Kazakhstan	124 044,9	175 067,7	304 114,8	594 953,0	586 697,0
Zhambyl	4 620,0	5 260,4	11 060,9	11 898,1	35 610,0
Karagandy	610 927,8	477 444,4	645 707,1	834 693,6	816 814,5
Kostanai	397 072,3	347 982,7	400 929,5	503 564,0	629 697,0
Kyzylorda	161 477,7	152 002,4	182 698,6	183 283,3	217 867,6
Mangistau	332 805,1	276 289,7	368 630,7	595 101,0	515 779,0
Ontustik Kazakhstan	625 914,0	613 069,0	837 389,0	x	-
Pavlodar	234 566,7	156 774,5	534 562,5	504 314,8	477 431,1
Soltustik Kazakhstan	62 904,0	64 024,5	71 327,0	100 614,0	136 480,0
Turkistan	-	-	-	-	314,5
Shygyys Kazakhstan	274 038,3	231 589,1	330 568,0	347 355,0	389 318,0
Nur-Sultan city	3 190 947,0	3 003 156,9	3 863 929,9	4 298 516,0	4 493 813,0
Almaty city	5 085 041,0	3 759 815,0	5 067 714,0	7 519 303,0	6 919 038,0
Shymkent city	-	-	-	-	1 448 759,0

5.15 Public access to Internet services

in percentage

	2014	2015	2016	2017	2018
Percentage of computer users (personal computer, tablet, laptop) regardless of places of use from the total population aged 6-74 years	64,1	74,2	73,9	75,9	81,1
6-15 years old	52,8	60,5	65,3	73,8	77,9
16-74 years old	66,5	77,2	78,7	79,3	82,0
Share of Internet users* regardless of connection location	63,9	72,9	74,6	76,4	81,6
6-15 years old	43,6	53,1	62,1	67,9	73,4
16-74 years old	68,1	77,2	80,2	81,5	83,8
Basic places of using the Internet:					
houses	81,3	44,2	75,4	79,4	84,5
at workplace	32,3	17,2	27,2	26,5	30,3
at place of study	9,3	8,3	8,6	8,5	9,9
in the commercial center	2,7	4,3	2,1	3,0	4,5
at neighbors, friends or relatives	10,1	16,6	15,0	19,1	23,9
in any place via mobile mobile phone	46,5	61,7	96,3	97,6	98,7
in any place through other mobile access devices	9,6	11,5	16,1	16,7	20,6
in public place	4,0	7,6	6,1	6,4	9,5
Distribution of users of information and communication technologies by level of education					
higher education	40,3	28,3	29,0	29,6	30,6
incomplete higher education	10,2	4,3	...	-	-

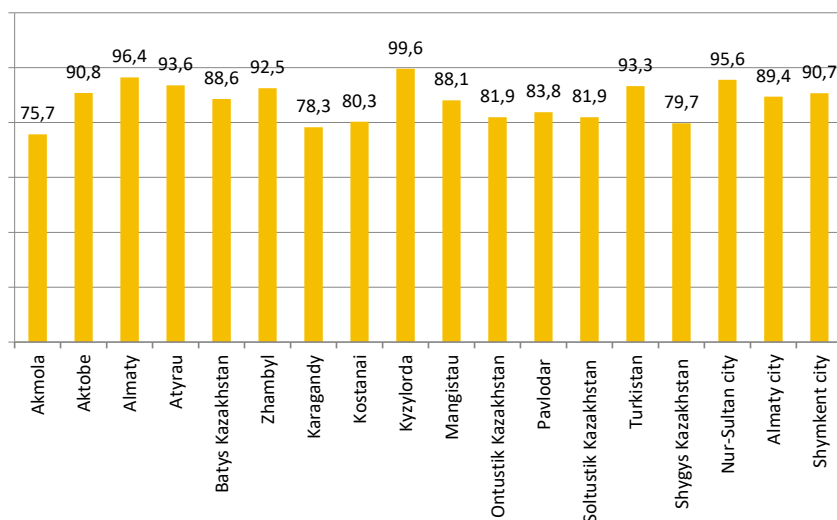
Continuation

	2014	2015	2016	2017	2018
basic secondary education	14,3	24,1	11,8	10,8	10,4
postgraduate education	-	-	0,6	0,5	0,5
post-secondary education	-	-	19,3	18,7	19,8
secondary education	32,9	31,6	27,7	28,1	25,7
elementary education	0,1	8,2	9,0	10,0	10,7
no primary education	-	2,5	2,1	2,2	2,0
preschool education and training	-	1,0	0,5	0,2	0,3

* Based on mobile Internet users.

Proportion of households with Internet access in 2018

in percentage



6. Intangible cultural heritage

Education and training

6.1 Training of specialists with secondary vocational education on the profile of education in the field of culture

	people				
Name of the specialty	2014/2015	2015/2016	2016/2017	2017/2018	2018/2019
Physical Culture and sport					
student enrollment	4 414	4 600	4 936	4 348	4 484
number of students	14 643	15 193	15 198	15 010	14 930
graduation of students	3 170	3 768	3 566	3 710	3 598
Library Business					
student enrollment	599	543	596	688	573
number of students	1 221	1 163	1 179	1 388	1 310
graduation of students	515	546	559	480	639
Design (by profile)					
student enrollment	1 211	1 217	1 141	1 341	1 279
number of students	4 494	4 155	3 936	4 079	4 134
graduation of students	1 269	1 223	1 007	986	935
Socio-cultural activities and folk art (by profile)					
student enrollment	680	614	713	713	693
number of students	2 161	1 997	2 172	2 156	2 187
graduation of students	508	528	522	522	436
Instrumental performance and musical art of the stage (by type)					
student enrollment	741	683	681	701	708
number of students	2 550	2 541	2 498	2 533	2 492
graduation of students	485	622	573	545	584
Choral conducting					
student enrollment	186	170	178	187	189
number of students	630	569	640	641	671
graduation of students	128	124	139	139	128
Music theory					
student enrollment	31	47	32	41	36
number of students	125	105	119	126	135
graduation of students	20	40	18	28	23
Singing					
student enrollment	281	339	317	353	360
number of students	892	970	1 026	1 157	1 261
graduation of students	151	178	196	188	252
Choreographic art					
student enrollment	179	201	124	148	137
number of students	442	490	492	482	478
graduation of students	143	114	125	143	179
Acting art					
student enrollment	157	164	144	180	162
number of students	401	449	394	483	510

Continuation					
Name of the specialty	2014/2015	2015/2016	2016/2017	2017/2018	2018/2019
graduation of students	117	96	64	94	89
Circus art					
student enrollment	10	12	9	8	11
number of students	35	36	36	32	33
graduation of students	8	10	8	4	10
Theater and decorative art (by profile)					
student enrollment	31	42	45	27	30
number of students	154	133	125	117	123
graduation of students	6	24	41	30	21
Painting, sculpture and graphics (by type)					
student enrollment	140	106	134	143	155
number of students	433	443	434	443	481
graduation of students	106	87	195	218	103
Arts and crafts and folk crafts (by profile)					
student enrollment	175	247	186	339	234
number of students	584	661	660	830	814
graduation of students	208	149	117	135	207
Restoration (by industry)					
student enrollment	50	81	-	-	-
number of students	186	154	-	-	-
graduation of students	39	54	-	-	-
Artist performer, concert sound engineer					
student enrollment	-	4	5	1	8
number of students	-	76	9	13	15
graduation of students	-	52	25	-	-
Architecture					
student enrollment	512	584	584	591	538
number of students	1 473	1 667	1 854	1 923	1 805
graduation of students	368	596	360	412	521
Tourism (by industry)					
student enrollment	801	873	704	705	943
number of students	2 578	2 459	2 328	2 245	2 548
graduation of students	657	729	610	551	639
Organization of hotel services					
student enrollment	779	834	745	503	639
number of students	2 342	2 294	2 298	2 092	1 998
graduation of students	712	695	581	463	812

6.1.2 Training of specialists with higher education on the profile of education in the field of culture

people					
Name of the specialty	2014/2015	2015/2016	2016/2017	2017/2018	2018/2019
Physical Culture and sport					
student enrollment	6 265	6 249	9 073	7 318	8 101
number of students	18 885	20 713	22 039	24 068	26 522
graduation of students	4 819	4 707	6 510	5 607	6 130
Musicology					
student enrollment	11	14	13	19	16

Name of the specialty	Continuation				
	2014/2015	2015/2016	2016/2017	2017/2018	2018/2019
number of students	38	43	45	54	62
graduation of students	12	8	10	9	6
Instrumental performance					
student enrollment	122	82	100	145	158
number of students	475	284	316	525	562
graduation of students	120	64	65	130	103
Vocal art					
student enrollment	89	76	71	78	87
number of students	273	264	270	277	285
graduation of students	44	71	58	58	68
Traditional music art					
student enrollment	208	207	225	211	255
number of students	662	685	746	778	835
graduation of students	171	156	152	166	175
Conducting					
student enrollment	40	38	48	43	32
number of students	139	140	155	159	151
graduation of students	29	33	23	29	38
Directing*					
student enrollment	255	185	205	239	239
number of students	808	786	793	864	904
graduation of students	99	113	134	116	131
Acting art					
student enrollment	115	167	177	184	177
number of students	478	541	568	602	659
graduation of students	79	80	136	122	101
Pop art					
student enrollment	42	37	52	63	72
number of students	155	147	162	192	208
graduation of students	32	42	38	29	38
Choreography					
student enrollment	244	210	241	226	272
number of students	572	558	588	571	645
graduation of students	97	88	130	115	119
Scenography*					
student enrollment	64	55	77	80	78
number of students	219	225	268	308	310
graduation of students	20	36	28	32	49
Composition					
student enrollment	9	5	7	x	8
number of students	29	25	22	22	23
graduation of students	8	8	6	4	6
Camera art					
student enrollment	104	76	45	71	63
number of students	209	184	176	201	223
graduation of students	27	33	25	41	40
Painting*					
student enrollment	42	34	38	42	42
number of students	167	159	158	169	173
graduation of students	27	31	33	28	27
Graphics*					
student enrollment	25	40	24	52	50
number of students	112	116	116	143	162

Name of the specialty	Continuation				
	2014/2015	2015/2016	2016/2017	2017/2018	2018/2019
graduation of students	27	29	16	16	22
Sculpture*					
student enrollment	11	8	8	8	7
number of students	42	40	35	x	37
graduation of students	5	6	11	X	4
Art history					
student enrollment	46	38	45	41	40
number of students	165	159	164	166	156
graduation of students	37	38	40	x	44
Decorative art					
student enrollment	46	46	56	34	46
number of students	163	161	177	158	157
graduation of students	40	46	37	37	37
Museum Management and Monument Protection					
student enrollment	35	31	39	x	45
number of students	102	106	120	x	146
graduation of students	27	18	22	19	30
Architecture*					
student enrollment	1 292	1 174	922	1 010	1 053
number of students	3 716	3 787	3 722	3 778	3 816
graduation of students	592	569	550	640	735
Design*					
student enrollment	6 975	3 974	4 847	4 323	2 967
number of students	10 409	8 827	9 469	8 876	7 124
graduation of students	769	737	643	838	762
Publishing					
student enrollment	22	16	38	27	23
number of students	115	77	97	87	90
graduation of students	32	48	16	24	16
Art Management					
student enrollment	44	32	72	68	87
number of students	117	119	178	209	247
graduation of students	28	23	12	28	42
Tourism					
student enrollment	1 104	907	909	1 245	1 807
number of students	4 201	3 826	3 520	3 690	4 500
graduation of students	1 490	1 089	1 053	845	834
Cultural and leisure work					
student enrollment	884	889	1 088	924	865
number of students	1 701	1 527	1 768	1 775	2 023
graduation of students	229	162	222	243	284
Library Business					
student enrollment	191	148	364	x	350
number of students	535	513	754	1 077	1 099
graduation of students	349	272	213	742	334
Restaurant and hotel business					
student enrollment	365	359	571	742	1 210
number of students	1 360	1 346	1 613	1 962	2 754
graduation of students	375	335	341	267	329

* The report "Nazarbayev University" and the RSU "Military Engineering Institute of Radio Electronics and Communications" of the Ministry of Defense of the Republic of Kazakhstan do not allocate number of students by specialties.

6.2 Main indicators of archive activity*

	units				
	2014	2015	2016	2017	2018
Number of archives	221	221	214	219	222
Accepted for storage:					
management documentation	294 917	252 861	198 810	261 612	220 257
documents of personal origin	7 936	9 129	8 566	8 605	8 680
scientific and technical documentation	38 358	12 962	12 073	14 601	36 039
film documents	307	106	87	209	179
photo documents	7 171	7 195	4 511	4 975	8 454
audio records	388	479	391	5 745	420
Requests executed, thousand:	-	-	-	-	1 600
thematic	368 685	389 347	423 733	492 964	530 142
genealogical	23 749	33 633	31 049	30 836	32 943
social and legal nature	408	977	595	440	579
Number of visits of reading room	344 528	354 737	392 089	461 688	496 620
Number of visits of website / page	9 729	12 002	11 210	9 137	11 921
Issued documents to users	363 435	268 968	311 995	348 181	647 494

* According to the Ministry of Culture and Sports of the Republic of Kazakhstan.

7. Sport and leisure

7.1 Athletic and sports facilities¹⁾

	units				
	2014	2015	2016	2017	2018
Athletic facilities – total	34 926	35 783	11 126	11 322	38 699
including:					
stadium with stands for 1500 places and more	258	259	263	269	271
sports palaces	26	27	29	30	31
sports facilities	84	81	71	86	88
training centers for national teams	14	14	14	14	15
ski bases	199	200	206	203	203
rowing bases	9	9	9	11	11
shooting gallery	1 480	1 463	1 448	1 420	1 313
shooting ranges	22	22	21	21	21
rowing channels	4	3	2	2	2
yacht clubs	4	4	5	4	4
ski jumps	3	2	2	2	4
hippodromes with stands for 200 landing places and more ²⁾	42	44	48
built-in gyms ²⁾	2 375	2 395	2 330
sport complexes	310	348	370	399	444
sports arenas	49	56	62	73	104
cycle tracks	3	3	3	3	2
speed skating stadiums ²⁾	8	8	8
hockey korty ²⁾	969	1 177	1 347
tennis courts ²⁾	365	381	421
planar structures ²⁾	20 688	21 125	23 023
swimming pools	285	292	300	316	336
sport halls	7 724	7 865	8 321	8 469	8 673
golf ²⁾	5	5	-

¹⁾ According to the Ministry of Culture and Sports of the Republic of Kazakhstan.

²⁾ Behind 2016-2017, without taking into account this type of structure, due to changes in the departmental statistical observation in the form 2-FC "Report on the main indicators in the field of physical culture and sports".

7.2 Athletic and sports facilities in 2018*

	Athletic facilities – total	Including									
		stadiums with stands for 1500 places and more	sports palaces	sports facilities	training centers for national teams	ski bases	rowing bases	shooting gallery	rowing channels	rowing channels	shooting ranges
Republic of Kazakhstan	38 699	271	31	88	15	203	11	1 313	4	2	21
Akmola	2 408	18	2	1	1	11	-	52	-	-	3
Aktobe	1 745	18	3	-	-	6	-	47	-	-	1
Almaty	3 534	24	2	11	2	2	-	248	2	-	4

Continuation

	Athletic facilities – total	Including									
		stadiums with stands for 1500 places and more	sports palaces	sports facilities	training centers for national teams	ski bases	rowing bases	shooting gallery	rowing channels	rowing channels	shooting ranges
Atyrau	1 071	7	1	1	-	-	1	24	-	1	-
Batys Kazakhstan	1 630	3	1	-	-	6	2	96	-	-	-
Zhambyl	2 341	17	1	3	1	-	-	32	-	-	2
Karagandy	2 966	23	7	13	1	83	2	119	1	-	1
Kostanai	2 496	34	2	13	-	41	-	99	-	-	3
Kyzylorda	2 206	12	-	-	-	-	-	74	-	-	-
Mangistau	660	7	-	-	-	-	1	10	1	-	1
Pavlodar	4 264	20	-	-	2	1	-	140	-	-	-
Sołtustik Kazakhstan	3 519	15	3	20	-	4	1	148	-	-	1
Turkistan	2 862	33	1	1	-	17	-	55	-	-	3
Shygys Kazakhstan	3 210	21	2	5	-	28	2	123	-	-	1
Nur-Sultan city	723	4	4	2	2	1	1	21	-	1	1
Almaty city	2 217	12	1	12	5	3	-	20	-	-	-
Shymkent city	847	3	1	6	1	-	1	5	-	-	-

Continuation

	ski jumps	cycle track	built-in gyms ²	planar structures	hippodromes with stands for 200 landing	sport complexes	speed skating stadiums	tennis courts	hockey korts	swimming pools	sport complexes	sports arenas
Republic of Kazakhstan	4	2	2 330	23 023	48	444	8	421	1 347	336	8 673	104
Akmola	2	-	120	1 339	1	23	-	21	171	20	620	3
Aktobe	-	-	17	961	1	17	-	26	85	14	548	1
Almaty	-	-	172	2 080	7	28	1	26	19	47	859	-
Atyrau	-	-	33	666	-	28	-	14	3	10	282	-
Batys Kazakhstan	-	-	150	1 034	-	16	-	15	6	6	293	2
Zhambyl	-	-	85	1 624	1	20	-	9	-	8	538	-
Karagandy	-	-	294	1 344	2	64	-	46	218	26	715	7
Kostanai	-	-	209	1 271	6	47	1	33	78	18	639	2
Kyzylorda	-	-	232	1 423	3	25	-	13	1	7	415	1
Mangistau	-	1	19	333	2	26	-	16	1	12	230	-
Pavlodar	-	-	37	3 146	2	34	-	5	-	24	824	29
Sołtustik Kazakhstan	-	-	322	2 338	2	31	-	21	71	19	522	1
Turkistan	-	-	226	1 559	2	14	-	15	406	13	514	3
Shygys Kazakhstan	1	-	284	1 647	14	31	4	15	255	30	740	7
Nur-Sultan city	-	1	48	324	3	14	1	24	26	27	212	6
Almaty city	1	-	12	1 500	1	14	1	99	6	47	473	10
Shymkent city	-	-	70	434	1	12	-	23	1	8	249	32

* According to the Ministry of Culture and Sports of the Republic of Kazakhstan.

7.3 Sports and fitness work*

	2014	2015	2016	2017	2018
Number of sports organizations and institutions, units	19 318	19 523	19 882	20 207	20 934
Number of sports clubs, units	569	575	670	633	247
Number of people involved in physical culture and sports, thousand people	4 316,2	4 581,7	4 863,7	5 204,4	5 475,9
Number of children and students in physical education and sports schools, thousand people	713,5	764,2	1 491,6	1 586,9	1 834,4
Number of people engaged in physical culture and sports, thousand people	22,6	25,2	27,4	29,7	31,9
Number of masters of sports of the Republic of Kazakhstan, people	1 492	630	1 697	1 804	1 865
Number of masters of sports of international class of the Republic of Kazakhstan, people	255	155	334	328	391
Number of Honored Masters of Sports of the Republic of Kazakhstan, people	6	7	11	35	7

* According to the Ministry of Culture and Sports of the Republic of Kazakhstan.

7.4 Main indicators of amusement parks and recreation

	2014	2015	2016	2017	2018
Number of amusement parks and recreation, units	119	124	132	143	150
Area parks located in the open air, hectares	1 915,7	1 856,0	1 925,0	1 936,6	1 909,6
Area parks located in the premises, sq. m	64 467,8	64 127,9	78 993,0	101 220,3	109 797,0
Number of days of the parks days	23 542	23 228	26 610	30 838	33 430
Number of cultural events held, units	3 318	2 727	3 453	4 541	3 784
Number of leisure facilities, units	2 379	2 427	2 918	3 199	3 160
including:					
attraction	669	729	809	981	1 060
game machine	1 387	1 385	1 712	1 770	1 529
other	323	313	397	448	571
Number of visitors to leisure facilities, thousand people	19 989,7	16 184,1	17 430,1	20 399,9	20 909,1
including:					
attraction	10 467,6	8 938,9	9 391,8	11 437,3	x
game machine	5 875,5	3 694,4	4 265,6	5 090,7	x
other	3 646,5	3 550,8	3 772,7	3 871,9	4 156,1

7.5 Number of amusement parks and recreation

	units				
	2014	2015	2016	2017	2018
Republic of Kazakhstan	119	124	132	143	150
Akmola	x	1	1	1	1
Aktobe	7	7	7	7	12
Almaty	7	9	9	8	11
Atyrau	-	-	-	1	1
Batys Kazakhstan	8	7	6	6	4
Zhambyl	2	2	2	2	2
Karagandy	20	18	18	19	21

Continuation

	2014	2015	2016	2017	2018
Kostanai	5	6	5	6	9
Kyzylorda	4	3	4	4	3
Mangistau	x	2	4	4	4
Ontustik Kazakhstan	39	40	42	42	-
Pavlodar	3	3	3	3	3
Soltustik Kazakhstan	2	4	4	4	4
Turkistan	-	-	-	-	28
Shygys Kazakhstan	3	3	3	10	10
Nur-Sultan city	9	10	14	16	14
Almaty city	8	9	10	10	10
Shymkent city	-	-	-	-	13

7.6 Amusement parks

	2014		2015		2016		2017		2018	
	Area parks located in the open air, hectares	Area parks located in the pre-mises, sq. m	Area parks located in the open air, hectares	Area parks located in the pre-mises, sq. m	Area parks located in the open air, hectares	Area parks located in the pre-mises, sq. m	Area parks located in the open air, hectares	Area parks located in the pre-mises, sq. m	Area parks located in the open air, hectares	Area parks located in the pre-mises, sq. m
Republic of Kazakhstan	1 915,7	64 467,8	1 856,0	64 127,9	1 925,0	78 993,0	1 936,6	101 220,3	1 909,6	109 797,0
Akmola	0,3	-	x	-	0,3	-	x	-	x	-
Aktobe	49,4	2 200,0	52,5	x	52,5	2 200,0	52,3	2 200,0	53,4	5 928,2
Almaty	36,8	10 250,6	44,8	10 250,6	44,8	10 250,6	40,8	10 250,6	35,2	18 599,6
Atyrau	-	-	-	-	-	-	-	1 824,0	-	1 824,0
Batys Kazakhstan	37,5	778,0	26,5	528,0	28,3	-	28,3	-	27,8	-
Zhambyl	13,1	-	13,1	-	13,1	-	13,1	-	13,1	-
Karagandy	325,3	10 812,8	325,3	9 558,1	293,0	11 230,2	274,1	12 024,3	279,8	13 219,6
Kostanai	69,3	1 690,0	15,7	1 690,0	15,7	1 200,0	15,7	2 764,0	15,7	3 864,0
Kyzylorda	41,9	-	31,1	-	40,6	-	40,6	-	15,6	-
Mangistau	1,4	-	1,4	100,0	1,4	3 019,6	1,4	3 019,6	1,5	3 019,6
Ontustik Kazakhstan	201,0	3 327,2	204,7	3 327,2	204,9	5 027,0	204,9	5 027,0	-	-
Pavlodar	43,5	-	43,5	-	43,5	-	43,5	-	43,5	-
Soltustik Kazakhstan	3,2	7 989,0	x	12 189,0	x	11 189,0	x	11 189,0	x	11 189,0
Turkistan	-	-	-	-	-	-	-	-	119,9	-
Shygys Kazakhstan	21,8	-	21,8	-	21,8	-	21,9	2 444,5	22,9	1 611,0
Nur-Sultan city	30,8	15 336,0	31,7	14 126,0	121,4	21 187,6	156,0	33 912,3	155,7	29 330,4
Almaty city	1 040,4	12 084,2	1 040,4	10 159,0	1 040,5	13 689,0	1 040,5	16 565,0	1 040,5	16 547,0
Shymkent city	-	-	-	-	-	-	-	-	81,5	4 664,6

7.7 Number of cultural events held

	units				
	2014	2015	2016	2017	2018
Republic of Kazakhstan	3 318	2 727	3 453	4 541	3 784
Aktobe	200	182	195	180	334
Almaty	641	433	363	239	181
Atyrau	-	-	-	x	x
Batys Kazakhstan	264	224	241	241	271
Zhambyl	43	49	57	33	32
Karagandy	745	640	912	951	756
Kostanai	59	79	87	88	91
Kyzylorda	36	43	92	87	98
Mangistau	-	-	58	58	61
Ontustik Kazakhstan	212	200	220	359	-
Pavlodar	295	211	233	257	214
Soltustik Kazakhstan	-	x	41	x	x
Turkistan	-	-	-	-	145
Shygyz Kazakhstan	263	335	501	706	878
Nur-Sultan city	108	134	341	1 103	436
Almaty city	452	192	112	199	172
Shymkent city	-	-	-	-	82

7.8 Number of leisure facilities and their visits

	2014		2015		2016		2017		2018	
	number of leisure facilities, units	number of visitors to leisure facilities, thousand	number of leisure facilities, units	number of visitors to leisure facilities, thousand	number of leisure facilities, units	number of visitors to leisure facilities, thousand	number of leisure facilities, units	number of visitors to leisure facilities, thousand	number of leisure facilities, units	number of visitors to leisure facilities, thousand
Republic of Kazakhstan	2 379	19 989,7	2 427	16 184,1	2 918	17 430,1	3 199	20 399,9	3 160	20 909,1
Akmola	6	25,0	x	x	9	42,0	9	45,0	9	40
Aktobe	235	787,6	222	678,0	222	619,2	208	618,8	263	884,0
Almaty	278	509,3	291	564,0	285	520,5	272	672,1	387	929
Atyrau	-	-	-	-	-	-	82	501,0	69	392,6
Batys Kazakhstan	100	998,8	105	1 017,6	59	883,6	61	890,7	44	861,4
Zhambyl	40	508,5	43	337,0	47	434,4	43	318,5	43	270,5
Karagandy	363	1 518,9	282	1 182,7	380	1 660,7	449	2 042,9	510	1 725,5
Kostanai	136	726,1	191	626,6	154	525,8	212	481,0	277	608,6
Kyzylorda	14	250,9	14	272,0	24	224,6	17	203,8	16	140,6
Mangistau	9	126,6	21	185,0	100	188,2	100	156,6	100	139,5
Ontustik Kazakhstan	156	1 527,4	177	1 379,8	248	1 377,7	229	2 325,5	-	-
Pavlodar	42	310,7	42	286,0	58	305,5	48	283,2	41	288,6
Soltustik Kazakhstan	72	781,3	130	748,9	216	1 071,0	219	1 173,2	224	1 211,4
Turkistan	-	-	-	-	-	-	-	-	15	57,8
Shygyz Kazakhstan	44	161,6	45	133,5	45	117,4	166	188,6	144	162,3
Nur-Sultan city	366	5 243,5	477	2 235,2	602	2 664,3	544	2 988,2	387	2 992,2
Almaty city	518	6 513,5	381	6 512,4	469	6 795,3	540	7 510,8	454	7 876,4

Continuation

	2014		2015		2016		2017		2018	
	number of leisure facilities, units	number of visitors to leisure facilities, thousand	number of leisure facilities, units	number of visitors to leisure facilities, thousand	number of leisure facilities, units	number of visitors to leisure facilities, thousand	number of leisure facilities, units	number of visitors to leisure facilities, thousand	number of leisure facilities, units	number of visitors to leisure facilities, thousand
Shymkent city	-	-	-	-	-	-	-	-	177	2 328,5

7.9 Main indicators of cultural and recreational organizations

	2014	2015	2016	2017	2018
Total					
Number of cultural and leisure organizations, units including:	3 180	3 180	3 164	3 185	3 136
house (palace) of culture	1 270	1 274	1 249	1 247	1 247
clubs	1 823	1 813	1 810	1 811	1 758
centers of folk art	-	-	9	11	12
other	87	93	96	116	119
Number of buildings (premises) of cultural and leisure organizations, units of them:	2 950	2 985	2 951	2 973	2 960
in unheated rooms	168	128	115	105	102
in emergency condition	397	110	108	113	115
requiring major repairs	111	382	345	334	325
	2 466	2 461	2 433	2 422	2 424
Total area of club-type buildings, sq. m	726,9	843,6	425,7	657,7	447,3
Number of places in auditoriums, units	537 687	530 941	526 090	523 795	520 357
Number of cultural events held, units	284 141	293 257	292 682	299 206	304 863
of them - for children	109 288	110 916	108 383	110 381	110 890
Number of viewers at the events held, people	- 37 733 161	39 436 632	39 878 385	40 831 274	
of them - children	- 10 829 015	11 069 911	11 339 749	11 545 022	
Number of circles, courses of applied arts and applied knowledge, amateur associations and clubs of interest, units	8 651	8 460	7 607	5 386	5 522
of them - for children	5 068	4 850	4 145	3 137	3 196
Number of groups of amateur creativity, units	14 256	14 423	14 162	14 122	13 973
of them for children	7 272	7 366	7 101	7 066	7 188
Number of participants in amateur creativity groups, people	189 569	192 299	190 020	184 554	182 970
of them - children	101 310	102 528	101 089	97 435	98 562
Of them - in rural area					
Number of cultural and leisure organizations, units including:	2 903	2 907	2 889	2 912	2 862
house (palace) of culture	1 112	1 118	1 099	1 103	1 101
clubs	1 761	1 751	1 745	1 745	1 693
centers of folk art	30	38	45	64	68

Continuation

	2014	2015	2016	2017	2018
Number of buildings (premises) of cultural and leisure organizations, units	2 721	2 704	2 684	2 709	2 695
of them:					
in unheated rooms	165	124	112	101	98
in emergency condition	104	105	102	103	107
requiring major repairs	368	361	325	310	304
	1 995	2 011	2 009	2 005	2 006
Total area of club-type buildings, sq. m	610,4	306,7	452,6	999,5	249,7
Number of places in auditoriums, units	477 514	473 054	466 410	465 600	461 624
Number of cultural events held, units	227 945	238 002	239 570	242 087	245 815
of them for children	79 939	83 110	82 185	79 570	80 581
Number of circles, courses of applied arts and applied knowledge, amateur associations and interest clubs, units	6 541	6 282	5 985	4 268	4 488
of them for children	3 620	3 409	3 274	2 470	2 547
Number of participants in circles, applied arts and applied knowledge courses, amateur associations and interest clubs, people	74 806	72 272	69 390	49 252	51 846
of them - children	41 841	40 880	40 935	28 174	28 841
Number of groups of amateur creativity, units	11 874	12 126	12 003	11 859	11 706
of them for children	5 916	6 146	6 034	5 928	5 981
Number of participants in amateur art groups, people	137 077	142 555	141 811	139 548	138 401
of them - children	68 577	73 431	72 732	72 138	72 541

7.10 Number of cultural and leisure organizations by ownership

units

	2014			2015			2016		
	club type culture	including		club type culture	including		club type culture	including	
		state ownership	private property		state ownership	private property		state ownership	private property
Republic of Kazakhstan	3 180	2 982	198	3 180	2 993	187	3 164	2 982	182
Akmola	296	275	21	284	266	18	285	267	18
Aktobe	216	212	4	215	211	4	206	203	3
Almaty	241	241	-	243	243	-	245	245	-
Atyrau	82	81	1	84	83	x	84	83	1
Batys Kazakhstan	279	278	1	280	279	x	279	278	x
Zhambyl	199	199	-	199	199	-	199	199	-
Karagandy	280	274	6	281	279	2	281	280	1
Kostanai	307	238	69	305	240	65	294	234	60
Kyzylorda	172	171	1	172	171	1	173	172	1
Mangistau	40	40	-	40	40	-	41	40	1
Ontustik Kazakhstan	267	267	-	261	261	-	255	255	-
Pavlodar	257	256	1	259	259	-	274	272	2
Soltustik Kazakhstan	224	137	87	235	146	89	240	152	88
Shygys Kazakhstan	309	302	7	312	306	6	306	300	6
Nur-Sultan city	x	x	-	1	1	-	x	x	-
Almaty city	10	10	-	9	9	-	1	1	-

	2017			2018		
	number of cultural and leisure organizations	including		number of cultural and leisure organizations	including	
		state ownership	private ownership		state ownership	private ownership
Republic of Kazakhstan	3 185	3 009	176	3 136	2 999	137
Akmola	281	265	16	x	x	x
Aktobe	206	203	3	x	x	x
Almaty	244	244	-	247	247	-
Atyrau	94	94	-	95	95	-
Batys Kazakhstan	279	x	x	273	272	1
Zhambyl	200	200	-	202	202	-
Karagandy	282	282	-	280	280	-
Kostanai	295	233	62	271	234	37
Kyzylorda	173	x	x	172	172	-
Mangistau	41	40	1	40	40	-
Ontustik Kazakhstan	259	259	-	-	-	-
Pavlodar	278	277	1	276	276	-
Soltustik Kazakhstan	247	161	86	238	162	76
Turkistan	-	-	-	251	251	-
Shygyz Kazakhstan	304	299	5	x	x	x
Nur-Sultan city	1	1	-	1	1	-
Almaty city	1	1	-	1	1	-
Shymkent city	-	-	-	10	10	-

7.11 Number of cultural and leisure organizations by types

units

	2014				2015				2016			
	num- ber of club type culture	including			num- ber of club type culture	including			num- ber of club type culture	including		
		house (palace) of culture	clubs	other		house (palace) of culture	clubs	other		house (palace) of culture	clubs	other
Republic of Kazakhstan	3 180	1 270	1 823	87	3 180	1 274	1 813	93	3 164	1 249	1 810	9
Akmola	296	120	174	2	284	116	167	x	285	115	169	-
Aktobe	216	63	153	-	215	63	152	-	206	59	147	-
Almaty	241	173	68	-	243	174	69	-	245	172	70	3
Atyrau	82	47	35	-	84	47	37	-	84	44	40	-
Batys Kazakhstan	279	128	146	5	280	128	146	6	279	127	145	x
Zhambyl	199	65	134	-	199	65	134	-	199	65	134	-
Karagandy	280	78	162	40	281	77	164	40	281	81	159	-
Kostanai	307	133	170	4	305	135	168	2	294	118	175	1
Kyzylorda	172	55	116	1	172	55	116	1	173	56	115	1
Mangistau	40	25	15	-	40	27	13	-	41	27	13	-
Ontustik Kazakhstan	267	99	168	-	261	102	159	-	255	104	151	-
Pavlodar	257	118	134	5	259	118	135	6	274	114	153	1
Soltustik Kazakhstan	224	88	118	18	235	90	120	25	240	89	119	2

Continuation

	2014				2015				2016			
	number of club type culture	including			number of club type culture	including			number of club type culture	including		
		house (palace) of culture	clubs	other		house (palace) of culture	clubs	other		house (palace) of culture	clubs	other
Shygys Kazakhstan	309	75	222	12	312	75	225	12	306	76	220	-
Nur-Sultan city	x	x	-	-	1	1	-	-	x	x	-	-
Almaty city	10	2	8	-	9	x	8	-	1	1	-	-

Continuation

	2017					2018				
	number of cultural and leisure organizations	including				number of cultural and leisure organizations	including			
		house (palace) of culture	clubs	centers of folk art	other		house (palace) of culture	clubs	centers of folk art	other
Republic of Kazakhstan	3 185	1 247	1 811	11	116	3 136	1 247	1 758	12	119
Akmola	281	112	167	x	x	x	x	x	x	x
Aktobe	206	59	146	1	-	x	x	x	x	x
Almaty	244	170	71	3	-	247	173	71	3	-
Atyrau	94	44	50	-	-	95	48	47	-	-
Batys Kazakhstan	279	127	144	x	x	273	125	140	1	7
Zhambyl	200	65	135	-	-	202	65	136	-	1
Karagandy	282	80	160	-	42	280	80	159	-	41
Kostanai	295	119	175	1	-	271	x	x	x	-
Kyzylorda	173	56	115	x	x	172	56	115	1	-
Mangistau	41	27	13	-	1	40	26	13	1	-
Ontustik Kazakhstan	259	105	154	-	-	-	-	-	-	-
Pavlodar	278	119	151	1	7	276	x	x	x	x
Soltustik Kazakhstan	247	86	109	2	50	238	84	97	2	55
Turkistan	-	-	-	-	-	251	101	150	-	-
Shygys Kazakhstan	304	76	221	-	7	296	x	209	-	x
Nur-Sultan city	1	1	-	-	-	1	1	-	-	-
Almaty city	1	1	-	-	-	1	1	-	-	-
Shymkent city	-	-	-	-	-	10	5	5	-	-

7.12 Number of buildings (premises) of cultural and leisure organizations and their area

	2014		2015		2016	
	number of buildings (premises) of club type	total area of club type buildings, sq. m	number of buildings (premises) of club type	total area of club type buildings, sq. m	number of buildings (premises) of club type	total area of club type buildings, sq. m
Total						
Republic of Kazakhstan	2 950	2 466 726,9	2 985	2 461 843,6	2 951	2 433 425,7
Akmola	291	294 578,1	280	289 279,4	280	291 366,5
Aktobe	217	124 657,4	215	112 438,9	206	108 205,9

Continuation

	2014		2015		2016	
	number of buildings (premises) of club type	total area of club type buildings, sq. m	number of buildings (premises) of club type	total area of club type buildings, sq. m	number of buildings (premises) of club type	total area of club type buildings, sq. m
Almaty	239	285 718,9	241	279 369,5	240	282 908,9
Atyrau	71	52 371,1	71	51 242,4	67	45 874,8
Batys Kazakhstan	279	143 198,5	280	146 434,0	278	145 127,5
Zhambyl	199	177 343,5	199	177 343,2	199	176 949,2
Karagandy	225	209 303,6	267	211 489,6	270	213 094,7
Kostanai	163	165 207,9	144	189 245,3	139	193 423,9
Kyzylorda	168	107 043,0	170	108 019,6	171	117 013,1
Mangistau	41	38 102,5	41	39 325,4	41	41 053,3
Ontustik Kazakhstan	267	264 629,4	261	243 896,0	255	241 373,2
Pavlodar	253	178 351,2	268	176 189,2	267	176 447,1
Soltustik Kazakhstan	224	169 458,8	233	170 036,4	238	170 832,3
Shygyz Kazakhstan	300	203 008,2	304	215 550,2	298	215 938,3
Nur-Sultan city	x	x	1	13 470,9	x	x
Almaty city	12	39 178,8	10	38 513,6	1	346,1
Of them - in rural area						
Republic of Kazakhstan	2 721	1 995 610,4	2 704	2 011 306,7	2 684	2 009 452,6
Akmola	268	240 874,0	256	235 525,8	258	237 586,2
Aktobe	196	92 146,7	195	95 372,7	187	91 244,9
Almaty	222	262 046,5	223	254 634,6	222	259 084,4
Atyrau	66	42 040,1	66	40 911,4	62	35 543,8
Batys Kazakhstan	252	127 387,8	253	130 897,6	249	127 220,7
Zhambyl	195	164 500,8	195	164 500,5	195	164 106,5
Karagandy	199	130 440,3	201	131 278,9	204	132 048,3
Kostanai	152	136 408,5	134	160 770,1	127	155 643,0
Kyzylorda	160	91 254,0	161	96 904,6	162	105 898,1
Mangistau	37	21 966,4	37	23 189,3	37	24 367,2
Ontustik Kazakhstan	247	239 269,9	243	216 600,3	237	214 077,5
Pavlodar	235	131 687,6	236	132 890,1	237	132 913,6
Soltustik Kazakhstan	217	161 784,6	226	162 266,9	231	163 140,9
Shygyz Kazakhstan	275	153 803,2	278	165 563,9	276	166 577,5

Continuation

	2017		2018	
	number of buildings (premises) of club type	total area of club type buildings, sq. m	number of buildings (premises) of club type	total area of club type buildings, sq. m
Total				
Republic of Kazakhstan	2 973	2 422 657,7	2 960	2 424 447,3
Akmola	276	285 867,9	275	282 278,4
Aktobe	207	108 747,3	206	110 282,2
Almaty	238	279 086,8	241	284 993,0
Atyrau	75	47 766,1	79	54 615,4
Batys Kazakhstan	278	140 650,4	273	140 226,1
Zhambyl	199	176 948,9	200	177 205,4
Karagandy	270	210 199,3	271	210 492,6
Kostanai	143	195 717,3	144	194 062,0
Kyzylorda	172	119 183,9	169	121 853,8

Continuation

	2017		2018	
	number of buildings (premises) of club type	total area of club type buildings, sq. m	number of buildings (premises) of club type	total area of club type buildings, sq. m
Mangistau	41	41 053,3	41	41 053,3
Ontustik Kazakhstan	259	243 311,5	-	-
Pavlodar	271	178 995,4	270	174 595,4
Soltustik Kazakhstan	245	166 403,8	238	161 383,4
Turkistan	-	-	251	236 095,4
Shygys Kazakhstan	297	214 908,8	289	208 409,9
Nur-Sultan city	1	13 470,9	2	16 329,9
Almaty city	1	346,1	1	346,1
Shymkent city	-	-	10	10 225,0
Of them - in rural area				
Republic of Kazakhstan	2 709	2 005 999,5	2 695	2 006 249,7
Akmola	254	232 215,6	252	227 299,8
Aktobe	189	92 720,7	189	92 613,5
Almaty	221	253 351,0	224	255 219,2
Atyrau	72	38 564,1	75	44 114,6
Batys Kazakhstan	246	124 136,2	241	123 847,7
Zhambyl	195	164 106,2	196	164 362,7
Karagandy	205	132 221,3	205	132 011,7
Kostanai	131	157 936,4	132	156 281,1
Kyzylorda	163	108 935,1	160	111 605,0
Mangistau	37	24 367,2	37	24 367,2
Ontustik Kazakhstan	241	216 015,8	-	-
Pavlodar	241	135 461,9	241	135 968,3
Soltustik Kazakhstan	238	158 549,1	231	153 528,7
Turkistan	-	-	243	218 621,5
Shygys Kazakhstan	276	167 418,9	269	166 408,7

7.13 Technical condition of buildings (premises) of cultural and leisure organizations in 2018

units

	Number of buildings (premises) of cultural and leisure organizations		Of them					
			in unheated buildings (rooms)		in emergency condition		requiring major repairs	
	total	of them in rural area	total	of them in rural area	total	of them in rural area	total	of them in rural area
Republic of Kazakhstan	2 960	2 695	102	98	115	107	325	304
Akmola	275	252	13	12	21	19	50	46
Aktobe	206	189	17	17	3	3	14	13
Almaty	241	224	38	35	26	24	74	73
Atyrau	79	75	-	-	5	5	4	4
Batys Kazakhstan	273	241	3	3	5	5	37	36
Zhambyl	200	196	9	9	9	9	14	14
Karagandy	271	205	7	7	5	5	23	21

Continuation

	Number of buildings (premises) of cultural and leisure organizations		Of them					
			in unheated buildings (rooms)		in emergency condition		requiring major repairs	
	total	of them in rural area	total	of them in rural area	total	of them in rural area	total	of them in rural area
Kostanai	144	132	1	1	-	-	9	7
Kyzylorda	169	160	1	1	19	19	17	17
Mangistau	41	37	1	1	1	1	5	4
Pavlodar	270	241	-	-	3	3	21	19
Soltustik Kazakhstan	238	231	5	5	4	4	23	21
Turkistan	251	243	2	2	1	1	17	17
Shygys Kazakhstan	289	269	5	5	9	9	12	12
Nur-Sultan city	2	-	-	-	-	-	-	-
Almaty city	1	-	-	-	-	-	-	-
Shymkent city	10	-	-	-	4	-	5	-

7.14 Number of places in auditoriums

units

	2014		2015		2016		2017		2018	
	total	of them - in rural area	total	of them - in rural area	total	of them - in rural area	total	of them - in rural area	total	of them - in rural area
Republic of Kazakhstan	537 687	477 514	530 941	473 054	526 090	466 410	523 795	465 600	520 357	461 624
Akmola	52 936	46 081	50 841	44 013	49 818	43 329	48 342	41 856	45 919	39 574
Aktobe	38 418	33 943	37 401	33 282	36 231	32 162	36 451	32 632	36 553	32 482
Almaty	57 227	52 685	58 682	54 200	58 933	54 291	58 114	53 562	58 531	53 587
Atyrau	13 589	11 882	13 900	12 193	12 553	10 976	13 011	11 942	14 078	12 944
Batys Kazakhstan	42 966	40 863	43 236	41 058	43 758	40 255	42 248	38 685	41 682	37 839
Zhambyl	36 978	35 063	36 978	35 063	36 678	34 763	36 678	34 763	36 788	34 873
Karagandy	42 767	32 603	42 990	32 795	43 887	33 135	43 417	33 035	43 056	32 915
Kostanai	36 518	33 703	32 434	29 591	30 540	26 957	31 860	28 277	31 393	27 890
Kyzylorda	27 635	25 622	28 051	26 288	28 627	26 864	28 845	27 082	28 905	27 142
Mangistau	8 404	6 616	8 629	6 871	8 369	6 611	8 348	6 611	8 348	6 611
Ontustik Kazakhstan	50 470	45 352	48 934	44 121	48 750	43 850	49 233	44 283	-	-
Pavlodar	38 297	33 069	37 969	33 057	37 465	32 387	37 771	32 799	37 355	32 939
Soltustik Kazakhstan	37 718	36 118	37 363	35 763	37 928	36 351	37 141	35 484	35 368	33 736
Turkistan	-	-	-	-	-	-	-	-	47 718	44 813
Shygys Kazakhstan	50 979	43 914	51 743	44 759	51 463	44 479	51 246	44 589	50 058	44 279
Nur-Sultan city	x	-	940	-	x	-	940	-	2 440	-
Almaty city	1 845	-	850	-	150	-	150	-	150	-
ШЫМКЕНТ	-	-	-	-	-	-	-	-	2 015	-

7.15 Number of cultural events held

units

	2014		2015		2016		2017		2018	
	total	of them for children	total	of them for children	total	of them for children	total	of them for children	total	of them for children
Total										
Republic of Kazakhstan	284 141	109 288	293 257	110 916	292 682	108 383	299 206	110 381	304 863	110 890
Akmola	39 744	15 464	42 693	17 469	37 655	13 723	39 909	15 135	42 448	15 604
Aktobe	21 598	7 290	22 259	7 974	22 359	6 879	22 415	7 215	22 844	7 480
Almaty	28 738	10 050	32 668	11 281	34 001	11 193	34 287	11 800	35 339	11 987
Atyrau	5 978	1 816	6 044	1 762	6 061	1 782	6 636	1 891	6 903	1 928
Batys Kazakhstan	37 214	17 085	38 195	17 191	38 470	18 688	38 964	17 646	39 520	17 914
Zhambyl	7 835	2 560	8 057	2 605	7 890	2 479	8 478	2 913	8 648	3 056
Karagandy	32 710	13 194	31 242	12 833	31 804	12 779	31 714	12 795	30 007	11 465
Kostanai	26 121	11 138	25 740	10 958	23 936	10 089	24 466	9 713	25 127	9 742
Kyzylorda	7 099	1 633	7 527	1 845	7 869	1 853	7 907	1 878	8 233	1 854
Mangistau	1 897	559	2 038	586	2 096	710	2 140	765	2 157	733
Ontustik Kazakhstan	12 329	5 938	12 117	5 645	12 136	5 673	12 526	5 668	-	-
Pavlodar	12 674	3 971	12 921	3 920	13 352	3 530	14 583	4 479	15 105	4 948
Soltustik Kazakhstan	23 078	6 219	23 652	6 004	29 013	9 669	28 436	8 487	29 677	8 309
Turkistan	-	-	-	-	-	-	-	-	11 822	5 669
Shygys Kazakhstan	24 899	10 572	25 987	9 199	25 405	9 225	26 292	9 908	26 394	10 082
Nur-Sultan city	x	-	448	-	x	x	418	78	432	49
Almaty city	2 091	1 799	1 669	1 644	30	10	35	10	35	10
Shymkent city	-	-	-	-	-	-	-	-	172	60
Of them - in rural area										
Republic of Kazakhstan	227 945	79 939	238 002	83 110	239 570	82 185	242 087	79 570	245 815	80 581
Akmola	32 257	12 952	35 690	14 376	30 916	10 665	33 109	11 939	34 711	12 604
Aktobe	17 813	5 347	18 457	6 079	18 352	5 125	18 667	5 424	19 077	5 734
Almaty	25 858	9 211	29 730	10 484	31 237	10 186	31 501	10 724	32 332	10 914
Atyrau	5 605	1 742	5 621	1 699	5 718	1 743	6 187	1 834	6 393	1 847
Batys Kazakhstan	24 715	7 773	24 999	8 124	25 621	9 314	22 101	4 595	22 339	4 847
Zhambyl	6 909	2 142	7 149	2 116	6 960	2 103	7 558	2 549	7 718	2 679
Karagandy	23 518	7 694	22 415	7 570	23 055	7 419	23 024	7 361	21 317	6 445
Kostanai	22 386	9 710	22 435	9 673	20 369	8 623	20 778	8 189	21 489	8 234
Kyzylorda	6 400	1 427	6 809	1 618	7 120	1 596	7 218	1 681	7 453	1 630
Mangistau	1 438	475	1 551	470	1 591	573	1 651	617	1 694	576
Ontustik Kazakhstan	10 684	5 472	10 375	5 002	10 503	5 085	10 906	5 037	-	-
Pavlodar	9 176	2 429	9 570	2 440	10 651	2 609	11 361	3 111	11 665	3 274
Soltustik Kazakhstan	21 291	5 830	21 721	5 615	26 244	9 234	26 272	8 007	27 387	7 877
Turkistan	-	-	-	-	-	-	-	-	10 335	5 115
Shygys Kazakhstan	19 895	7 735	21 480	7 844	21 233	7 910	21 754	8 502	21 905	8 805

7.16 Number of viewers at events held in 2018

			people	
	Total		Of them - in rural area	
	number of viewers at the events held	of them for children	number of viewers at the events held	of them for children
Republic of Kazakhstan	40 831 274	11 545 022	26 521 099	7 428 512
Akmola	3 783 366	1 572 852	2 042 330	795 251
Aktobe	3 725 001	634 421	2 100 675	359 887
Almaty	6 396 645	1 971 236	5 208 187	1 325 469
Atyrau	1 832 561	320 959	1 406 874	299 610
Batys Kazakhstan	1 669 989	751 861	1 285 457	525 415
Zhambyl	1 523 615	364 875	1 035 415	313 594
Karagandy	5 254 646	1 451 752	3 196 559	922 888
Kostanai	4 132 323	1 246 538	2 064 925	583 076
Kyzylorda	1 574 175	304 757	1 189 938	243 643
Mangistau	1 255 278	300 983	840 642	213 448
Pavlodar	1 961 567	353 607	1 027 257	162 590
Soltustik Kazakhstan	1 740 579	374 192	1 143 782	272 523
Turkistan	2 315 619	921 675	1 543 427	703 354
Shygys Kazakhstan	3 410 072	915 824	2 435 631	707 764
Nur-Sultan city	176 130	43 740	-	-
Almaty city	138	50	-	-
Shymkent city	79 570	15 700	-	-

7.17 Number of circles, courses of applied arts and applied knowledge, amateur associations and clubs of interest

	units									
	2014		2015		2016		2017		2018	
	total	of them for children	total	of them for children	total	of them for children	total	of them for children	total	of them for children
Total										
Republic of Kazakhstan	8 651	5 068	8 460	4 850	7 607	4 145	5 386	3 137	5 522	3 196
Akmola	1 462	684	1 506	775	1 073	473	839	411	893	446
Aktobe	282	187	285	188	281	184	278	182	396	201
Almaty	889	637	934	651	1 141	810	846	639	838	629
Atyrau	322	178	292	154	299	149	275	143	285	158
Batys Kazakhstan	433	317	218	171	184	156	165	125	197	150
Zhambyl	657	346	618	227	624	210	444	188	444	191
Karagandy	625	393	636	392	641	404	616	385	607	361
Kostanai	1 508	722	1 481	693	1 464	688	564	304	498	268
Kyzylorda	174	128	174	134	85	71	40	31	22	17
Mangistau	190	84	256	118	178	157	174	156	180	163
Ontustik Kazakhstan	73	42	71	41	82	51	84	56	-	-
Pavlodar	654	285	680	339	818	406	423	223	392	224
Soltustik Kazakhstan	269	157	302	133	374	185	327	133	322	121
Turkistan	-	-	-	-	-	-	-	-	94	68
Shygys Kazakhstan	401	218	414	246	357	195	311	161	347	192
Nur-Sultan city	x	x	5	-	x	x	-	-	-	-
Almaty city	707	690	588	588	-	-	-	-	-	-
Shymkent city	-	-	-	-	-	-	-	-	7	7

Culture in the Republic of Kazakhstan

Continuation

	2014		2015		2016		2017		2018	
	total	of them for children	total	of them for children	total	of them for children	total	of them for children	total	of them for children
Of them - in rural area										
Republic of Kazakhstan	6 541	3 620	6 282	3 409	5 985	3 274	4 268	2 470	4 488	2 547
Akmola	1 280	629	1 332	709	906	417	729	366	779	390
Aktobe	220	140	218	139	211	133	227	138	334	155
Almaty	775	569	815	594	1 010	740	763	592	752	579
Atyrau	307	174	278	151	271	145	254	141	264	151
Batys Kazakhstan	433	317	144	115	113	100	99	59	128	82
Zhambyl	597	302	559	190	557	188	415	181	418	184
Karagandy	278	139	273	133	270	146	274	146	275	128
Kostanai	1 261	618	1 213	588	1 191	587	357	211	354	199
Kyzylorda	167	124	168	130	79	67	35	28	19	16
Mangistau	153	70	197	98	143	122	139	121	144	127
Ontustik Kazakhstan	66	39	64	38	72	42	73	47	-	-
Pavlodar	460	192	442	214	520	242	331	170	333	184
Soltustik Kazakhstan	248	148	274	119	354	173	309	125	301	112
Turkistan	-	-	-	-	-	-	-	-	90	65
Shygys Kazakhstan	296	159	305	191	288	172	263	145	297	175

7.18 Number of participants in circles, courses of applied arts and applied knowledge, amateur associations and clubs of interest

people

	2014		2015		2016		2017		2018	
	total	of them - children	total	of them - children	total	of them - children	total	of them - children	total	of them - children
Total										
Republic of Kazakhstan	128 006	81 437	124 843	79 128	109 122	64 306	77 232	43 591	75 949	42 803
Akmola	16 863	8 843	16 307	8 743	12 315	6 778	10 484	5 190	10 563	5 389
Aktobe	3 137	2 146	3 401	2 428	3 459	2 396	3 431	2 263	4 767	2 445
Almaty	11 521	8 160	12 421	8 215	15 083	10 616	11 713	7 830	11 467	7 879
Atyrau	4 264	2 514	3 898	2 189	3 989	2 105	3 514	2 028	3 687	2 230
Batys Kazakhstan	5 394	2 594	3 062	2 351	2 645	2 156	3 206	614	3 323	670
Zhambyl	5 651	2 380	6 525	2 672	7 051	3 114	3 771	1 287	3 309	1 301
Karagandy	15 484	11 871	15 489	11 686	14 844	10 233	13 074	9 213	12 047	7 865
Kostanai	19 065	9 615	20 287	9 564	20 874	9 396	7 778	3 175	6 494	3 062
Kyzylorda	1 770	1 348	1 672	1 313	729	620	285	236	143	115
Mangistau	4 260	1 865	4 257	2 205	3 343	2 739	3 356	2 932	3 610	2 973
Ontustik Kazakhstan	732	447	712	437	843	589	813	531	-	-
Pavlodar	9 555	4 644	10 147	6 008	12 806	7 630	6 709	4 372	5 952	4 068
Soltustik Kazakhstan	2 991	1 688	3 346	1 530	4 204	2 226	3 382	1 461	3 338	1 331
Turkistan	-	-	-	-	-	-	-	-	883	518
Shygys Kazakhstan	8 418	4 878	8 798	5 309	6 887	3 658	5 716	2 459	6 286	2 877
Nur-Sultan city	x	-	43	-	x	x	-	-	-	-
Almaty city	18 816	18 444	14 478	14 478	-	-	-	-	-	-
Shymkent city	-	-	-	-	-	-	-	-	80	80

Continuation

	2014		2015		2016		2017		2018	
	total	of them - children	total	of them - children	total	of them - children	total	of them - children	total	of them - children
Of them - in rural area										
Republic of Kazakhstan	74 806	41 841	72 272	40 880	69 390	40 935	49 252	28 174	51 846	28 841
Akmola	12 865	7 025	12 700	7 178	8 737	5 265	7 931	3 949	8 219	4 203
Aktobe	1 906	1 191	1 941	1 227	1 904	1 082	2 191	1 174	3 390	1 275
Almaty	9 948	7 422	10 766	7 341	13 041	9 374	10 528	7 085	10 213	7 139
Atyrau	4 041	2 437	3 692	2 124	3 601	2 025	3 228	1 944	3 382	2 093
Batys Kazakhstan	5 394	2 594	1 272	998	870	808	824	454	953	537
Zhambyl	4 406	1 571	5 295	1 981	5 291	2 085	3 453	1 221	3 079	1 200
Karagandy	3 790	2 425	3 538	2 165	3 496	2 455	3 384	2 449	3 402	2 210
Kostanai	14 842	7 861	14 893	7 739	14 659	7 607	3 428	2 101	4 226	2 112
Kyzylorda	1 706	1 315	1 622	1 283	684	595	250	217	119	104
Mangistau	3 358	1 624	3 347	1 873	2 759	2 155	2 742	2 318	2 912	2 275
Ontustik Kazakhstan	676	420	656	410	734	441	689	423	-	-
Pavlodar	4 064	1 895	4 006	2 191	4 564	2 308	2 608	1 269	2 545	1 360
Soltustik Kazakhstan	2 668	1 542	2 894	1 276	3 899	2 036	3 217	1 400	3 146	1 264
Turkistan	-	-	-	-	-	-	-	-	850	504
Shygyz Kazakhstan	5 142	2 519	5 650	3 094	5 151	2 699	4 779	2 170	5 410	2 565

7.19 Number of groups of amateur creativity by genre

units

	Number of groups of amateur creativity	Including								
		choral and vocal	song and dance ensembles	folklore	family groups	folk instruments orchestras	choreo-graphic	dramatic	pop	other
Total 2014										
Republic of Kazakhstan	14 256	3 793	486	837	749	846	3 159	1 489	1 002	1 895
Akmola	1 946	781	33	96	106	62	482	189	58	139
Aktobe	988	190	32	35	48	119	231	144	98	91
Almaty	901	173	48	107	53	38	199	51	99	133
Atyrau	331	50	18	9	34	27	53	49	26	65
Batys Kazakhstan	1 066	325	4	81	53	42	220	126	42	173
Zhambyl	572	108	12	22	27	86	110	84	39	84
Karagandy	1 231	350	37	74	58	93	309	163	59	88
Kostanai	1 479	459	12	50	55	67	354	101	109	272
Kyzylorda	787	66	152	30	11	38	115	136	62	177
Mangistau	280	40	22	17	10	6	49	25	13	98
Ontustik Kazakhstan	885	117	27	48	35	80	191	122	157	108
Pavlodar	1 126	387	11	50	58	47	263	72	90	148
Soltustik Kazakhstan	927	336	9	71	94	37	207	75	72	26
Shygyz Kazakhstan	1 461	387	61	139	105	87	346	142	66	128
Nur-Sultan city	x	x	-	-	-	-	x	x	-	x
Almaty city	271	22	8	8	2	17	29	9	12	164

Continuation

	Number of groups of amateur creativity	Including								
		choral and vocal	song and dance ensembles	folklore	family groups	folk instruments orchestras	choreographic	dramatic	pop	other
2015										
Republic of Kazakhstan	14 423	3 892	450	889	746	776	3 174	1 436	961	2 099
Akmola	1 932	786	28	103	109	54	482	181	59	130
Aktobe	1 020	193	34	50	48	104	233	146	101	111
Almaty	922	176	49	107	53	39	202	51	102	143
Atyrau	311	42	16	11	34	21	52	48	26	61
Batys Kazakhstan	1 201	329	-	86	53	44	208	114	26	341
Zhambyl	607	109	13	37	31	79	114	87	59	78
Karagandy	1 221	371	36	69	58	92	304	160	54	77
Kostanai	1 538	479	28	51	54	62	358	107	80	319
Kyzylorda	741	76	129	15	11	30	114	112	66	188
Mangistau	273	31	9	14	9	7	51	24	8	120
Ontustik Kazakhstan	892	129	25	84	31	61	192	111	149	110
Pavlodar	1 094	377	6	52	55	37	262	70	76	159
Soltustik Kazakhstan	1 038	397	10	78	101	44	212	78	79	39
Shygyz Kazakhstan	1 460	380	62	127	99	88	355	142	71	136
Nur-Sultan city	5	1	-	-	-	-	3	1	-	-
Almaty city	168	16	x	5	-	14	32	x	5	x
2016										
Republic of Kazakhstan	14 162	3 918	440	858	700	768	3 162	1 367	885	2 064
Akmola	1 796	754	19	102	102	52	483	139	47	98
Aktobe	1 009	190	35	53	49	101	226	139	100	116
Almaty	1 007	175	49	111	54	40	203	51	107	217
Atyrau	300	44	18	9	32	23	53	48	24	49
Batys Kazakhstan	1 231	346	-	76	48	44	204	128	26	359
Zhambyl	638	109	11	37	30	88	123	87	58	95
Karagandy	1 231	375	39	73	57	91	306	157	51	82
Kostanai	1 449	489	18	63	38	51	335	103	44	308
Kyzylorda	722	66	129	13	12	30	114	106	66	186
Mangistau	193	40	7	11	9	8	48	24	12	34
Ontustik Kazakhstan	859	126	21	68	33	63	198	108	139	103
Pavlodar	1 161	382	9	40	54	38	278	67	73	220
Soltustik Kazakhstan	1 103	445	17	73	90	52	246	76	67	37
Shygyz Kazakhstan	1 453	373	66	129	92	87	342	133	71	160
Nur-Sultan city	5	1	-	-	-	-	3	1	-	-
Almaty city	168	16	x	5	-	14	32	x	5	x
2017										
Republic of Kazakhstan	14 122	3 831	442	824	676	726	3 099	1 367	877	2 280
Akmola	1 637	697	21	106	81	49	410	129	44	100
Aktobe	965	181	34	47	48	102	213	139	108	93
Almaty	923	169	49	89	52	37	185	49	98	195
Atyrau	305	37	18	10	33	18	51	44	26	68
Batys Kazakhstan	1 350	334	x	83	53	x	208	128	27	473
Zhambyl	586	110	12	22	22	77	117	88	59	79
Karagandy	1 233	382	36	75	56	91	306	150	52	85
Kostanai	1 422	504	13	62	43	41	346	109	47	257

	Number of groups of amateur creativity	Including								
		choral and vocal	song and dance ensembles	folklore	family groups	folk instruments orchestras	choreo-graphic	dramatic	pop	other
Kyzylorda	749	68	131	13	14	29	119	110	64	201
Mangistau	205	x	8	11	9	x	46	25	11	40
Ontustik Kazakhstan	878	123	20	68	32	61	210	115	157	92
Pavlodar	1 283	381	11	44	46	39	282	56	45	379
Soltustik Kazakhstan	1 117	431	19	71	93	43	256	87	71	46
Shygys Kazakhstan	1 457	364	66	123	94	89	346	137	68	170
Nur-Sultan city	8	1	-	-	-	-	4	1	-	2
Almaty city	4	x	x	-	-	-	-	-	-	-
2018										
Republic of Kazakhstan	13 973	3 852	437	814	646	724	3 101	1 377	874	2 148
Akmola	1 641	696	29	115	76	50	403	132	42	98
Aktobe	1 012	194	41	46	48	103	227	151	107	95
Almaty	915	162	45	88	50	37	186	50	99	198
Atyrau	315	39	21	11	33	18	53	46	26	68
Batys Kazakhstan	1 269	341	2	71	54	38	221	136	28	378
Zhambyl	578	110	12	22	21	75	116	86	53	83
Karagandy	1 207	373	28	76	53	87	308	148	51	83
Kostanai	1 471	556	8	54	41	44	354	106	58	250
Kyzylorda	765	71	125	13	14	29	122	111	66	214
Mangistau	207	47	8	11	10	8	48	25	10	40
Pavlodar	1 249	349	11	45	43	36	281	56	50	378
Soltustik Kazakhstan	1 056	425	18	68	78	47	247	77	54	42
Turkistan	875	123	13	69	31	64	213	115	162	85
Shygys Kazakhstan	1 386	363	67	125	94	88	318	137	68	126
Nur-Sultan city	8	1	-	-	-	-	4	1	-	2
Almaty city	4	2	2	-	-	-	-	-	-	-
Shymkent city	15	-	7	-	-	-	-	-	-	8
Of them- in rural area										
2014										
Republic of Kazakhstan	11 874	3 243	374	680	676	724	2 601	1 326	845	1 405
Akmola	1 645	681	29	78	96	47	392	167	47	108
Aktobe	849	162	22	27	40	108	197	126	82	85
Almaty	743	152	30	96	48	25	169	42	89	92
Atyrau	308	46	17	9	34	26	38	47	26	65
Batys Kazakhstan	1 004	297	4	77	53	40	208	123	39	163
Zhambyl	489	94	9	20	19	71	91	78	25	82
Karagandy	933	274	19	52	52	76	216	141	47	56
Kostanai	1 245	399	7	39	52	62	300	89	89	208
Kyzylorda	750	61	149	29	10	36	108	131	60	166
Mangistau	177	23	7	10	7	4	18	19	3	86
Ontustik Kazakhstan	763	103	12	40	28	75	173	109	143	80
Pavlodar	859	314	8	29	49	38	196	62	82	81
Soltustik Kazakhstan	849	307	8	67	91	34	196	68	57	21
Shygys Kazakhstan	1 260	330	53	107	97	82	299	124	56	112

Continuation

	Number of groups of amateur creativity	Including								
		choral and vocal	song and dance ensembles	folklore	family groups	folk instruments orchestras	choreo-graphic	dramatic	pop	other
2015										
Republic of Kazakhstan	12 126	3 346	346	723	678	663	2 613	1 283	825	1 649
Akmola	1 632	683	24	83	98	41	397	159	47	100
Aktobe	871	164	23	43	39	94	198	127	85	98
Almaty	765	155	31	96	48	26	174	42	92	101
Atyrau	281	38	15	11	34	19	37	46	24	57
Batys Kazakhstan	1 134	299	-	81	53	39	196	111	23	332
Zhambyl	549	97	11	23	26	76	106	82	54	74
Karagandy	928	293	19	49	51	75	212	140	42	47
Kostanai	1 265	422	14	30	51	54	289	94	64	247
Kyzylorda	696	70	122	14	10	28	106	107	63	176
Mangistau	199	18	8	10	8	4	21	20	4	106
Ontustik Kazakhstan	785	117	10	77	24	56	173	99	136	93
Pavlodar	802	297	4	28	46	29	195	61	69	73
Soltustik Kazakhstan	947	367	10	73	97	40	200	71	62	27
Shygys Kazakhstan	1 272	326	55	105	93	82	309	124	60	118
2016										
Republic of Kazakhstan	12 003	3 351	342	721	626	671	2 633	1 218	759	1 682
Akmola	1 505	646	15	84	90	38	400	119	39	74
Aktobe	856	159	24	46	39	91	191	122	83	101
Almaty	847	152	32	101	48	26	173	41	98	176
Atyrau	276	40	17	9	31	22	39	46	23	49
Batys Kazakhstan	1 164	313	-	73	48	40	192	124	23	351
Zhambyl	580	93	9	34	26	85	113	76	53	91
Karagandy	936	297	21	51	50	76	213	139	42	47
Kostanai	1 203	432	6	46	35	44	282	89	28	241
Kyzylorda	677	60	122	12	11	28	106	101	63	174
Mangistau	115	27	6	6	8	5	19	20	5	19
Ontustik Kazakhstan	746	111	10	61	22	58	181	97	125	81
Pavlodar	833	302	5	28	44	30	199	59	67	99
Soltustik Kazakhstan	1 031	425	17	66	87	46	234	70	49	37
Shygys Kazakhstan	1 234	294	58	104	87	82	291	115	61	142
2017										
Republic of Kazakhstan	11 859	3 282	356	697	606	632	2 602	1 227	752	1 705
Akmola	1 350	586	15	86	69	38	336	109	34	77
Aktobe	862	160	30	43	39	94	190	128	92	86
Almaty	774	146	32	79	46	23	159	41	90	158
Atyrau	281	33	17	10	33	17	37	42	25	67
Batys Kazakhstan	1 267	x	-	80	53	x	196	124	24	448
Zhambyl	523	94	10	20	18	72	108	77	54	70
Karagandy	938	304	19	50	49	76	217	133	42	48
Kostanai	1 182	439	x	48	40	x	294	95	38	187
Kyzylorda	705	62	125	12	13	27	111	105	61	189
Mangistau	124	x	x	5	8	x	19	21	4	26
Ontustik Kazakhstan	769	110	11	62	23	55	192	105	141	70

Continuation

	Number of groups of amateur creativity	Including								
		choral and vocal	song and dance ensembles	folklore	family groups	folk instruments orchestras	choreo-graphic	dramatic	pop	other
Pavlodar	773	290	7	31	36	30	205	48	38	88
Soltustik Kazakhstan	1 046	412	19	66	91	38	243	81	50	46
Shygys Kazakhstan	1 265	315	58	105	88	82	295	118	59	145
2018										
Republic of Kazakhstan	11 706	3 310	356	684	578	624	2 610	1 222	736	1 586
Akmola	1 355	590	15	94	65	38	335	113	33	72
Aktobe	870	159	35	43	39	94	192	128	91	89
Almaty	764	139	28	78	44	23	160	42	90	160
Atyrau	288	33	20	11	33	17	38	43	25	68
Batys Kazakhstan	1 191	312	-	65	53	37	209	133	25	357
Zhambyl	518	95	10	20	17	70	107	75	48	76
Karagandy	927	300	20	51	48	71	216	131	42	48
Kostanai	1 215	477	7	45	38	34	296	90	41	187
Kyzylorda	712	65	119	12	13	27	112	106	63	195
Mangistau	127	28	7	5	9	5	21	21	4	27
Pavlodar	794	286	7	31	33	28	225	49	43	92
Soltustik Kazakhstan	976	402	18	62	75	41	233	70	33	42
Turkistan	771	111	11	60	22	58	193	103	141	72
Shygys Kazakhstan	1 198	313	59	107	89	81	273	118	57	101

7.20 Number of participants in amateur creative groups by genre

people

	Number of groups of amateur creativity	Including								
		choral and vocal	song and dance ensembles	folklore	family groups	folk instruments orchestras	choreo-graphic	dramatic	pop	other
Total										
2014										
Republic of Kazakhstan	189 569	53 690	8 477	10 671	4 176	13 026	48 544	16 544	8 306	26 135
Akmola	24 068	10 291	473	1 019	444	890	6 801	2 048	390	1 712
Aktobe	11 212	2 793	468	359	321	1 340	2 938	1 465	790	738
Almaty	14 020	3 396	1 357	1 253	362	789	3 515	634	987	1 727
Atyrau	4 991	1 225	303	116	170	625	925	652	233	742
Batys Kazakhstan	13 125	4 308	43	729	509	627	4 080	1 031	261	1 537
Zhambyl	6 739	1 431	373	211	149	1 030	1 593	783	287	882
Karagandy	20 919	5 459	1 426	967	401	1 504	6 827	2 380	587	1 368
Kostanai	18 468	5 739	116	653	310	1 262	4 376	1 128	1 132	3 752
Kyzylorda	7 316	973	1 526	148	83	339	1 178	943	623	1 503
Mangistau	5 567	769	504	305	42	208	1 069	439	98	2 133
Ontustik Kazakhstan	11 741	2 130	241	636	251	1 427	2 878	1 530	1 332	1 316
Pavlodar	13 776	3 935	152	1 309	245	488	3 914	770	419	2 544
Soltustik Kazakhstan	8 926	3 506	163	668	284	460	2 381	729	492	243

Continuation

	Number of groups of amateur creativity	Including								
		choral and vocal	song and dance ensembles	folklore	family groups	folk instruments orchestras	choreographic	dramatic	pop	other
Shygys Kazakhstan	22 298	7 173	1 164	1 943	601	1 782	5 544	1 779	515	1 797
Nur-Sultan city	x	x	-	-	-	-	x	x	-	x
Almaty city	6 318	518	168	355	4	255	509	223	160	4 126
2015										
Republic of Kazakhstan	192 299	54 721	8 171	11 188	4 196	12 511	50 109	16 424	8 437	26 542
Akmola	23 917	10 429	413	1 047	460	902	6 834	1 982	406	1 444
Aktobe	11 604	2 800	504	499	333	1 186	2 997	1 459	817	1 009
Almaty	14 106	3 419	1 289	1 258	368	785	3 547	634	1 021	1 785
Atyrau	4 515	1 043	255	140	156	482	931	616	234	658
Batys Kazakhstan	14 539	4 333	-	821	498	920	3 812	1 020	216	2 919
Zhambyl	6 774	1 470	363	342	178	899	1 568	774	459	721
Karagandy	21 017	5 654	1 401	907	402	1 484	7 048	2 388	579	1 154
Kostanai	19 604	5 930	407	668	315	1 191	4 323	1 112	1 144	4 514
Kyzylorda	8 355	1 078	1 684	111	80	352	1 421	1 053	714	1 862
Mangistau	5 917	687	151	248	42	238	1 430	522	92	2 507
Ontustik Kazakhstan	11 915	2 455	204	922	252	1 106	3 056	1 447	1 303	1 170
Pavlodar	14 990	3 923	101	1 342	238	412	4 334	831	405	3 404
Soltustik Kazakhstan	9 691	3 987	106	816	303	522	2 572	759	413	213
Shygys Kazakhstan	22 373	6 992	1 170	1 821	571	1 852	5 725	1 755	519	1 968
Nur-Sultan city	43	21	-	-	-	-	10	12	-	-
Almaty city	2 939	500	x	246	-	180	501	x	115	x
2016										
Republic of Kazakhstan	190 020	53 662	8 411	10 025	4 023	12 123	50 978	16 151	7 374	27 273
Akmola	22 116	9 283	232	1 039	464	855	7 000	1 677	305	1 261
Aktobe	11 723	2 793	515	557	342	1 149	3 027	1 393	800	1 147
Almaty	15 113	3 489	1 309	1 322	369	800	3 696	672	1 063	2 393
Atyrau	4 768	1 214	305	125	162	575	964	650	211	562
Batys Kazakhstan	15 733	4 335	-	790	490	897	3 888	1 184	217	3 932
Zhambyl	7 390	1 491	698	216	169	974	1 736	813	445	848
Karagandy	21 479	5 900	1 266	1 106	405	1 473	7 211	2 283	536	1 299
Kostanai	19 537	6 072	276	789	231	851	4 590	1 212	450	5 066
Kyzylorda	8 569	1 077	1 711	116	92	360	1 542	1 082	731	1 858
Mangistau	4 128	796	165	217	51	265	1 249	540	123	722
Ontustik Kazakhstan	11 977	2 470	334	783	267	1 124	3 187	1 425	1 207	1 180
Pavlodar	15 174	3 782	232	436	230	419	4 554	781	428	4 312
Soltustik Kazakhstan	9 957	3 893	162	775	257	593	2 713	816	358	390
Shygys Kazakhstan	22 251	7 021	1 181	1 754	494	1 788	5 596	1 614	500	2 303
Nur-Sultan city	x	x	-	-	-	-	x	x	-	-
Almaty city	55	30	25	-	-	-	-	-	-	-
2017										
Republic of Kazakhstan	184 554	52 127	7 953	9 821	3 904	12 009	50 229	15 877	7 379	25 255
Akmola	20 125	8 204	268	1 026	388	784	6 272	1 564	339	1 280
Aktobe	10 905	2 561	388	484	329	1 128	2 946	1 325	916	828
Almaty	14 271	3 479	1 302	1 050	356	779	3 477	641	1 044	2 143
Atyrau	4 549	1 060	271	138	170	443	1 035	579	220	633
Batys Kazakhstan	16 888	4 369	x	925	514	x	3 787	1 194	227	4 885

	Number of groups of amateur creativity	Including								
		choral and vocal	song and dance ensembles	folklore	family groups	folk instruments orchestras	choreographic	dramatic	pop	other
Zhambyl	6 684	1 528	359	231	136	930	1 608	835	395	662
Karagandy	21 126	5 696	1 214	1 185	392	1 412	7 139	2 177	545	1 366
Kostanai	18 022	5 527	127	792	242	726	4 745	1 145	387	4 331
Kyzylorda	8 950	1 112	1 671	108	112	378	1 662	1 139	733	2 035
Mangistau	4 416	x	350	204	48	x	1 302	544	98	649
Ontustik Kazakhstan	12 120	2 585	278	755	264	1 113	3 256	1 452	1 338	1 079
Pavlodar	13 457	3 895	216	471	190	743	4 404	695	281	2 562
Soltustik Kazakhstan	10 514	4 177	185	756	268	526	2 953	896	369	384
Shygyz Kazakhstan	22 342	6 968	1 213	1 696	495	1 855	5 573	1 666	487	2 389
Nur-Sultan city	130	6	-	-	-	-	70	25	-	29
Almaty city	55	x	x	-	-	-	-	-	-	-
2018										
Republic of Kazakhstan	182 970	52 118	8 027	9 650	3 806	12 077	50 855	15 831	7 567	23 039
Akmola	20 296	7 999	707	1 168	391	822	5 855	1 626	444	1 284
Aktobe	11 204	2 636	451	468	319	1 162	3 038	1 367	903	860
Almaty	14 221	3 467	1 233	1 004	348	806	3 553	666	979	2 165
Atyrau	4 683	1 118	294	140	176	416	1 093	600	216	630
Batys Kazakhstan	16 281	4 343	86	745	518	779	4 096	1 126	230	4 358
Zhambyl	6 878	1 553	360	230	129	930	1 643	809	431	793
Karagandy	21 030	5 691	852	1 214	366	1 372	7 531	2 153	532	1 319
Kostanai	17 882	6 106	100	725	228	831	5 009	1 093	441	3 349
Kyzylorda	9 209	1 147	1 614	114	119	396	1 727	1 146	753	2 193
Mangistau	4 450	882	350	204	55	291	1 326	567	88	687
Pavlodar	12 438	3 503	216	480	177	685	4 203	672	290	2 212
Soltustik Kazakhstan	10 357	4 188	178	666	235	570	3 054	844	338	284
Turkistan	12 036	2 544	148	782	253	1 167	3 325	1 440	1 433	944
Shygyz Kazakhstan	21 528	6 905	1 233	1 710	492	1 850	5 332	1 697	489	1 820
Nur-Sultan city	130	6	-	-	-	-	70	25	-	29
Almaty city	55	30	25	-	-	-	-	-	-	-
Shymkent city	292	-	180	-	-	-	-	-	-	112
Of them - in rural area										
2014										
Republic of Kazakhstan	137 077	43 340	4 742	7 316	3 745	10 383	32 011	13 965	6 687	14 888
Akmola	17 559	8 561	325	781	402	530	4 123	1 621	304	912
Aktobe	8 822	2 150	242	286	264	1 141	2 151	1 266	668	654
Almaty	10 033	2 773	442	1 108	327	461	2 378	552	895	1 097
Atyrau	4 542	1 156	273	116	170	593	627	632	233	742
Batys Kazakhstan	11 321	3 814	43	689	509	586	3 292	1 000	230	1 158
Zhambyl	5 002	1 107	209	197	104	789	1 003	621	168	804
Karagandy	12 752	3 641	450	623	349	1 140	3 293	1 996	444	816
Kostanai	14 380	4 881	66	355	287	1 103	3 338	970	775	2 605
Kyzylorda	6 635	883	1 341	135	76	293	1 071	864	602	1 370
Mangistau	3 514	529	118	182	33	131	490	327	26	1 678
Ontustik Kazakhstan	9 868	1 796	153	519	183	1 232	2 406	1 335	1 203	1 041
Pavlodar	6 644	2 509	89	231	202	344	1 912	614	316	427
Soltustik Kazakhstan	8 315	3 322	92	727	299	471	2 271	571	403	159

Continuation

	Number of groups of amateur creativity	Including								
		choral and vocal	song and dance ensembles	folklore	family groups	folk instruments orchestras	choreographic	dramatic	pop	other
Shygyz Kazakhstan	16 669	5 855	838	1 450	536	1 623	3 562	1 469	351	985
2015										
Republic of Kazakhstan	142 555	44 452	4 862	7 903	3 788	9 998	33 304	14 087	7 057	17 104
Akmola	17 643	8 481	260	803	412	529	4 526	1 542	272	818
Aktobe	8 904	2 142	262	422	264	1 031	2 104	1 260	682	737
Almaty	10 192	2 796	451	1 113	333	455	2 406	552	929	1 157
Atyrau	4 032	970	228	140	156	440	636	596	223	643
Batys Kazakhstan	12 445	3 782	-	751	498	816	3 016	951	185	2 446
Zhambyl	5 721	1 216	275	241	155	825	1 247	699	426	637
Karagandy	12 951	4 118	450	601	342	1 115	3 306	2 005	435	579
Kostanai	15 078	4 945	221	292	292	980	3 327	993	892	3 136
Kyzylorda	7 547	976	1 434	98	76	306	1 289	968	686	1 714
Mangistau	4 248	446	123	191	37	141	670	430	31	2 179
Ontustik Kazakhstan	10 292	2 111	118	823	190	936	2 643	1 269	1 202	1 000
Pavlodar	6 635	2 545	46	217	195	285	1 997	653	318	379
Soltustik Kazakhstan	8 532	3 616	106	706	293	467	2 177	673	341	153
Shygyz Kazakhstan	18 335	6 308	888	1 505	545	1 672	3 960	1 496	435	1 526
2016										
Republic of Kazakhstan	141 811	44 046	4 800	7 842	3 587	9 982	33 935	13 771	6 234	17 614
Akmola	16 239	7 535	77	815	412	487	4 683	1 259	231	740
Aktobe	8 862	2 063	273	480	265	1 012	2 100	1 192	674	803
Almaty	11 102	2 823	476	1 161	329	447	2 536	580	983	1 767
Atyrau	4 318	1 151	278	125	154	543	674	630	201	562
Batys Kazakhstan	13 385	3 854	-	733	490	851	3 062	1 103	186	3 106
Zhambyl	5 767	1 100	268	207	147	900	1 338	645	389	773
Karagandy	13 090	4 247	453	605	343	1 115	3 307	2 003	438	579
Kostanai	15 017	5 360	112	458	214	729	3 418	936	307	3 483
Kyzylorda	7 765	967	1 481	103	88	314	1 404	995	703	1 710
Mangistau	2 428	540	134	150	46	168	502	448	29	411
Ontustik Kazakhstan	10 016	2 072	128	691	200	948	2 688	1 242	1 107	940
Pavlodar	6 906	2 570	77	217	188	310	2 069	641	305	529
Soltustik Kazakhstan	8 943	3 642	162	656	249	523	2 354	737	269	351
Shygyz Kazakhstan	17 973	6 122	881	1 441	462	1 635	3 800	1 360	412	1 860
2017										
Republic of Kazakhstan	139 548	42 529	5 016	7 715	3 503	9 528	33 439	13 631	6 272	17 915
Akmola	14 315	6 443	85	795	336	486	3 994	1 169	207	800
Aktobe	8 831	1 987	319	436	261	1 013	2 210	1 203	775	627
Almaty	10 476	2 779	545	925	314	421	2 367	562	963	1 600
Atyrau	4 048	995	244	138	170	411	712	561	210	607
Batys Kazakhstan	15 293	x	-	883	514	x	3 166	1 110	190	4 577
Zhambyl	5 329	1 137	239	215	114	836	1 210	667	339	572
Karagandy	12 973	4 246	408	605	330	1 111	3 324	1 901	441	607
Kostanai	13 480	4 782	x	497	222	x	3 431	957	297	2 630
Kyzylorda	8 200	998	1 501	95	105	332	1 524	1 052	705	1 888
Mangistau	2 624	x	x	121	43	x	530	440	29	417
Ontustik Kazakhstan	10 158	2 162	113	663	207	907	2 778	1 271	1 222	835

	Number of groups of amateur creativity	Including								
		choral and vocal	song and dance ensembles	folklore	family groups	folk instruments orchestras	choreographic	dramatic	pop	other
Pavlodar	6 278	2 437	76	238	153	306	1 756	547	201	564
Soltustik Kazakhstan	9 493	3 942	185	650	260	468	2 545	818	280	345
Shygys Kazakhstan	18 050	6 065	900	1 454	474	1 633	3 892	1 373	413	1 846
2018										
Republic of Kazakhstan	138 401	42 634	5 047	7 450	3 427	9 518	34 101	13 506	6 278	16 440
Akmola	14 556	6 276	139	896	342	492	4 043	1 244	321	803
Aktobe	8 984	1 991	366	436	269	1 013	2 255	1 203	779	672
Almaty	10 386	2 760	473	879	306	438	2 435	587	894	1 614
Atyrau	4 116	1 030	264	140	176	384	714	572	206	630
Batys Kazakhstan	14 711	4 000	-	685	507	747	3 544	1 051	180	3 997
Zhambyl	5 409	1 127	239	215	107	820	1 264	641	339	657
Karagandy	12 751	4 210	420	611	314	1 060	3 248	1 867	413	608
Kostanai	13 408	5 212	94	474	208	662	3 428	859	296	2 175
Kyzylorda	8 390	1 033	1 449	101	112	350	1 545	1 059	725	2 016
Mangistau	2 659	499	319	121	50	168	554	463	29	456
Pavlodar	6 470	2 409	76	234	138	269	2 015	572	217	540
Soltustik Kazakhstan	9 214	3 921	178	550	227	511	2 600	732	211	284
Turkistan	10 204	2 153	113	666	196	961	2 811	1 260	1 255	789
Shygys Kazakhstan	17 143	6 013	917	1 442	475	1 643	3 645	1 396	413	1 199

Methodological notes

Main economic indicators of culture

Payroll number of employees - the number of persons admitted under the employment contract, regardless of the length of his detention.

The average monthly nominal wage per employee is determined by dividing the amount of the accrued wage fund by the actual number of employees and the number of months in the reporting period.

Investments in fixed assets - investments in order to obtain investors of economic, social or environmental effect in the case of new construction, expansion, as well as reconstruction and modernization of facilities, which lead to an increase in the initial value of the object, as well as the purchase of machinery, equipment, vehicles on the formation of the main herd, perennial plants, etc.

Number of students is represented as of October 1, 2014/2015 - 2018/2019 academic year.

Admission to educational institutions - the number of persons accepted to study at this educational institution in accordance with the approved rules of admission. Those accepted do not include persons reinstated for training.

Graduation from educational institutions - the number of persons who have fully completed a course of study at an educational institution and received an appropriate education (specialty).

The number of students includes the number of students in higher education.

Admission to higher educational institutions is an indicator of the number of persons admitted to study at this educational institution in accordance with the approved rules. The number of accepted does not include repetition years and persons restored for training.

Graduation from educational institutions - the number of persons who have fully completed a course of study at an educational institution and received an appropriate education (specialty).

Library - Organization Culture, performing information, cultural, educational function, with its organized by the printed and handwritten documents, graphics, audiovisual materials, documents in electronic format and make them available for temporary use natural and legal persons.

A short film - a film of less than sixty minutes is a short film.

Full-length film - a film of at least sixty minutes is full-length.

Film - an audiovisual product created in any form of various genres based on the creative design, consisting of images, sounds, captured on film, a magnetic film or on the kinds of carriers and connected in a case integrally sequentially interconnected frames and intended for sensing using appropriate technical means.

Production of the film - the process of implementation of the creative idea of the author as a result of which you are creating an audiovisual work.

Concert organizations - entertainment organizations implementing a set of measures to create conditions for the public performance of works of literature and art and the promotion of artistic groups and individual performers.

Museums - cultural organizations created for storage, study and public presentation of museum exhibits and museum collections, designed to carry out cultural, educational and research functions and to ensure the popularization of historical and cultural heritage of the Republic of Kazakhstan.

Theaters - entertainment organization (drama, musical drama, music, dance, puppetry, mime, humor and satire, for children and young people, youth, experimental) performing stage shows of works of literature and art.

Culture in the Republic of Kazakhstan /
Statistical compilation / Nur-Sultan 2019

Responsible for release:
Ministry of National Economy
Republic of Kazakhstan
Committee on Statistics
Service Statistics Management and
energy
Tel. +7 7172 749771. 749324
Head of department
Karaulova G.S.
Tel. +7 7172 749060

Computer layout and design:

